



*29<sup>th</sup> Annual Report – 2023-24*

# **IFCI FINANCIAL SERVICES LIMITED**

*(Subsidiary of IFCI Limited)*

**CIN: U74899DL1995GOI064034**

## **29<sup>TH</sup> ANNUAL REPORT**

**FY 2023-24**

### **29<sup>th</sup> ANNUAL GENERAL MEETING**

**DATE: September 25, 2024**

**DAY: WEDNESDAY**

**TIME: 03.00 PM**

***Registered office: IFCI TOWER 61 Nehru Place New Delhi DL 110019 IN***

***Corporate Office: 3<sup>rd</sup> Floor, Continental Chamber 142,  
M.G. Road, Nungambakkam, Chennai 600034 TN***

***Website- [www.ifinltd.in](http://www.ifinltd.in)***

***Ph: 044 2830 6600***

***Email- [cs@ifinltd.in](mailto:cs@ifinltd.in)***

## **IFCI FINANCIAL SERVICES LIMITED**

### **Board of Directors** (As on the date of this report)

Mr. Atul Saxena	-	Chairman & Nominee Director
Mr. Rajesh Kumar	-	Non- Executive Director
Mr. Ramesh Dharmaji	-	Non- Executive Director
Mr. Alan Savio Pacheco	-	Nominee Director
Mr. Sanjay Pote	-	Non- Executive Director
Ms. S Karpagam	-	Managing Director

### **Chief Financial Officer**

Mr. A V Pushparaj

### **Chief Operating Officer**

Mr. Ramkumar Srinivasan

### **Company Secretary**

Ms. JM Sathyavathi

### **Statutory Auditors (2023-24)**

M/s. V. Krishnan & Co.

Chartered accountants

FRN 001541S

Shri Sivakumar Jayavelu

M. No: 217774

Partner

**NOTICE**  
**CONTENTS**

<b>S. No.</b>	<b>Items</b>	<b>Page No.</b>
1.	Notice of 29 <sup>th</sup> Annual General Meeting.	4
2.	Board's Report 2023-24.	12
3.	Auditors' Report and Financial Statements for the year 2023-24. a) Standalone Financial Statements for Financial year 2023-24 b) Consolidated Financial Statements for Financial year 2023-24	44

Notice is hereby given that the 29<sup>th</sup> Annual General Meeting of the shareholders of M/s. IFCI Financial Services Limited will be held by Video Conferencing (VC)/ Other Audio Video Means (OAVM) on Wednesday, September 25<sup>th</sup>, 2024 at 3:00 PM to transact the following business:

**ORDINARY BUSINESS**

1. Approval and Adoption of Financial Statements for Financial year 2023-24:

To receive, consider and adopt the audited Financial Statements of the Company for the year ended on March 31, 2024, together with the Board of Directors' Report and Auditors' Report thereon and including annexures thereto and thought fit, to pass with or without modification(s), the following resolution, as an Ordinary resolution:

**“RESOLVED THAT** the Audited Standalone and Consolidated Financial Statements of the Company for the year ended March 31, 2024, together with Board of Directors’ Report and the Auditors Report thereon, including annexures thereto be and are hereby approved and adopted.”

2. To re-appoint Shri Rajesh Kumar (DIN: 08732528) Director, who retires by rotation and being eligible, offers himself for re-appointment and to consider and thought fit, to pass with or without modification, the following resolution, as an Ordinary resolution:

**“RESOLVED THAT** Shri Rajesh Kumar (DIN: 08732528) Director, who retires by rotation and being eligible, offers himself for reappointment be and is hereby reappointed as a director of the Company whose office shall be liable to retire by rotation.”

3. Appointment and Fixation of Remuneration of Statutory Auditors for Financial year 2024-25:

To fix remuneration of the Statutory Auditor of the Company in terms of the provisions of Section 139(5) and 142 of the Companies Act, 2013 and to pass the following resolution, with or without modification(s), as an Ordinary resolution.

**"RESOLVED THAT** pursuant to the provisions of Section 139(5) and 142 and all other applicable provisions, if any, of the Companies Act, 2013 and Companies (Audit and Auditors) Rules 2014 (including any statutory modification(s) or re-enactment thereof for the time being in force) the Board of Directors of the Company be and is hereby authorized to decide and fix the



remuneration of the Statutory Auditor of the Company to be appointed by the Comptroller and Auditor General of India (CAG) for the Financial Year 2024-25, as may be deemed fit.”

By Order of the Board  
**For IFCI Financial Services Limited**

**JM Sathyavathi**  
**Company Secretary**

**Place: Chennai**

**Date: 04.09.2024**

**Important Notes:**

1. Pursuant to the Circular No. 14/2020 dated April 08, 2020, Circular No. 17/2020 dated April 13, 2020 and Circular No. 20/2020 dated May 5th, 2020, clarification circular No. 02/2021 dated January 13th, 2021 and General Circular 3/2022 dated May 5, 2022 and General Circular 10/2022 dated December 28 2022 issued by the Ministry of Corporate Affairs (collectively referred to as “MCA Circulars”), permitted the holding of Annual General Meeting (AGM) through VC/ OAVM, without physical presence of the member at common Venue. Hence, Members can attend and participate in the ensuing AGM through VC/OAVM.
2. The members have the option to participate in the meeting either in person or through Video Conferencing (VC)/Other Audio-Visual Means (OAVM).
3. In compliance with applicable provisions of the Act read with the MCA Circulars, the AGM of the Company is being conducted through VC/OAVM, the proceedings of the AGM shall be deemed to be conducted at the Corporate Office of the Company at Continental Chambers, 3rd Floor, 142 MG Road, Nungambakkam, Chennai- 600034, Tamil Nadu which shall be the deemed venue of the AGM.
4. Pursuant to the provisions of the Act, a member entitled to attend and vote at the AGM is entitled to appoint a proxy to attend and vote on his/her behalf and the proxy need not be a member of the Company. Since this AGM is being held pursuant to the MCA Circular, issued by the Ministry of Corporate Affairs, through VC/OAVM facility, physical attendance of members has been dispensed with. Accordingly, the facility for appointment of proxies by the members will not be available for the AGM through video conferencing and hence the Proxy Form and Attendance Slip are not annexed to this Notice.
5. However, the Body Corporates members (i.e. other than individuals) are entitled to appoint authorised representatives to attend the AGM through VC/OAVM and participate thereat. The body corporate are required to forward a scanned copy or hard copy of its board or governing body's resolution/authorization letter etc. authorizing their representatives to attend the AGM. The said resolution/authorization shall be sent to the Company by email through its registered email address to [cs@ifinltd.in](mailto:cs@ifinltd.in) or [sathyavathi@ifinltd.in](mailto:sathyavathi@ifinltd.in) the hard copy can be sent at Continental Chambers, 3<sup>rd</sup> Floor, 142 MG Road, Nungambakkam, Chennai- 600034.
6. Those Shareholders whose email IDs are not registered are requested to register their email ID with the company by sending E-mail to [cs@ifinltd.in](mailto:cs@ifinltd.in) along with the following credentials: i. Name

registered as per the records of the company ii. DPID-Client ID/ Folio Number iii. Email ID to be registered for attending the Meeting.

7. In case of joint holders, the Member whose name appears as the first holder in the order of names as per the Register of Members of the Company will be entitled to vote at the AGM.
8. The Members can join the AGM in the VC/OAVM mode 15 minutes before and after the scheduled time of the commencement of the Meeting by following the procedure mentioned in the Notice. The facility of participation at the AGM through VC/OAVM will be made available for all shareholders of the company. This will not include large Shareholders (Shareholders holding 2% or more shareholding), Promoters, Institutional Investors, Directors, Key Managerial Personnel, the Chairpersons of the Audit Committee, Nomination and Remuneration Committee and Stakeholders Relationship Committee, Auditors, who are allowed to attend the Annual General Meeting without restriction on account of first come first served basis.
9. The attendance of the Members attending the AGM through VC/OAVM will be counted for the purpose of reckoning the quorum under Section 103 of the Companies Act, 2013.
10. The Members will be allowed to pose questions during the course of the Meeting. The questions/queries can also be given in advance at [cs@ifinltd.in](mailto:cs@ifinltd.in) will be suitably replied by the company during the Meeting, if time permits
11. As per the MCA Circulars, the Notice calling the AGM has been uploaded on the website of the Company at [www.ifinltd.in](http://www.ifinltd.in) and the notice along with the Annual Report is being sent through electronic mode to the members whose E-mail ID are registered with the company. Members may note that the Notice will also be available on the Company's website at [www.ifinltd.in](http://www.ifinltd.in). Further, updation if any, will be provided on the website of the Company at [www.ifinltd.in](http://www.ifinltd.in).
12. All documents referred to in the Notice calling the AGM and the Explanatory Statement are open for inspection electronically and/or at the registered office of the company during the office hours between 9.30 AM to 11.30 AM on all working days except Saturday. The same shall be shared with the members on receipt of request. The members desiring to inspect the relevant documents referred are required to send request on the email address- [cs@ifinltd.in](mailto:cs@ifinltd.in). An extract of such documents would be sent to the members on their registered email address.
13. The route map for the venue of AGM is not annexed to this notice as the AGM is being conducted through Video conferencing and/or other audio visual means.
14. Details of Directors seeking appointment or re-appointment at the Annual General Meeting of the

*company to be held on Wednesday, September 25, 2024 are provided in Annexure - A of this notice.*

- 15. For any queries & clarifications, members can contact through e-mail on [cs@ifinltd.in](mailto:cs@ifinltd.in) or 044-2830 6613.*
- 16. The relevant explanatory statement pursuant to Section 102 of the Companies Act, 2013, in respect of Special Businesses, as set out above is annexed hereto.*

**INSTRUCTIONS FOR MEMBERS FOR ATTENDING THE ANNUAL GENERAL MEETING THROUGH VC/OAVM ARE AS UNDER:**

1. AGM through VC/OAVM: Members will be provided with a facility to attend the AGM through video conferencing platform –Lifesize.
2. Members whose email IDs are not registered with the company, may get their email IDs registered with the company by sending E-mail to [cs@ifinltd.in](mailto:cs@ifinltd.in) along with the following credentials: i. Name registered as per the records of the company ii. DPID-Client ID/ Folio Number iii. Email ID to be registered for attending the Meeting. In case of joint holding, the credentials of the first named holder shall be accepted.
3. The meeting invitation link to join the AGM will be sent to the Members on their registered email IDs latest by September 24<sup>th</sup>, 2024. This will be done on first come first served basis.
4. Members will be provided with a facility to attend the AGM through video conferencing platform, by following the invitation link sent to their registered email ID. Members will be able to locate Meeting ID/ Password/ and JOIN MEETING tab. By Clicking on JOIN MEETING they will be redirected to Meeting Room via browser or by running Temporary Application. In order to join the Meeting, follow the step and provide the required details (mentioned above – Meeting Id/Password/Email Address) and Join the Meeting. Members are encouraged to join the Meeting through Laptops for better experience.
5. In case of Android/Iphone connection, Participants will be required to download and Install the appropriate application as given in the mail to them. Application may be downloaded from Google Play Store/ App Store.
6. Further Members will be required to allow Camera and use Internet audio settings as and when asked while setting up the meeting on Mobile App.
7. Please note that Participants Connecting from Mobile Devices or Tablets or through Laptop connecting via Mobile Hotspot may experience Audio/Video loss due to Fluctuation in their respective network. It is therefore recommended to use Stable Wi-Fi or LAN Connection to mitigate any kind of aforesaid glitches. Use of headphones is highly recommended.
8. Members who need assistance before or during the AGM may contact Ms. JM Sathyavathi, Company Secretary by sending an email request at the email id: [cs@ifinltd.in](mailto:cs@ifinltd.in) or Contact on – 044-28306613.

### Annexure – A

Details of the Directors seeking Appointment/Re-Appointment in the ensuing Annual General Meeting:

<b>Name of the Director</b>	<b>Shri Rajesh Kumar</b>
Date of Birth	15.06.1960
Date of Appointment	07.11.2020
Expertise in Specific functional area	Banking and IT Sector
Qualification	1. PG Diploma in Management 2. PG Diploma in Human Resource Management 3. PG Diploma in Office Management and Procedures 4. Certified Associate from IIBF 5. Leadership program at Wharton Business School
Experience	Over 35 years of experience in Banking and IT Sector
Directorships in other Companies	1. Jio Payments Bank Limited 2. KCT Financial & Management Services Private Limited
Number of Board Meetings attended during the Year (2023-24)	8

Chairman/ Membership of the Committee across all Companies	<p><b>1. IFCI Financial Services Limited</b></p> <p>a) Chairman of Risk Management Committee of the Board</p> <p>b) Member of IT Strategy Committee of the Board</p> <p>c) Member of Audit Committee of the Board</p> <p><b>2. KCT Financial &amp; Management Services Private Limited</b></p> <p>a) Member of CSR Committee</p> <p>b) Chairman of Nomination and Remuneration Committee</p> <p>c) Chairman of Audit Committee</p> <p><b>3. Jio Payments Bank Limited</b></p> <p>a) Member of Audit &amp; Compliance Committee</p> <p>b) Member of Risk Management Committee</p> <p>c) Member of Nomination &amp; Remuneration Committee</p> <p>d) Member of Financial Inclusion Committee</p> <p>e) Chairman of Customer Service &amp; Grievances Committee</p>
Shareholding in the Company	Nil
Relationship with other Directors	Nil

## BOARD'S REPORT

To  
The Members of  
**IFCI Financial Services Limited**

The Board of Directors of your Company presents the 29<sup>th</sup> Annual Report of IFCI Financial Services Limited, together with the Audited Financial Statement, for the year ended March 31, 2024.

### 1. Financial Results

(Rs. in lakh)

Particulars	Standalone		Consolidated	
	31.03.2024	31.03.2023	31.03.2024	31.03.2023
<b>Operating Results:</b>				
Income from Operations	1301.87	1355.74	1476.33	1497.55
Other Income	244.11	238.06	300.15	271.32
Gross Income	1545.98	1593.80	1776.48	1768.87
Gross Expenditure	1655.19	1682.47	1811.70	1876.43
<b>Profit/(Loss) before Exceptional Item, Depreciation and Tax</b>	(109.21)	(88.67)	(35.22)	(107.56)
Less: Depreciation	18.47	16.53	20.52	18.29
<b>Profit before Exceptional item and tax</b>	(127.68)	(105.20)	(55.74)	(125.85)
Less:				
Impairment on financial Instrument	36.78	39.39	8.06	50.84
Impairment of Investment in Subsidiary Companies	26.85	237.69	-	-
<b>Profit before Tax</b>	(191.31)	(382.28)	(63.80)	(176.69)
Less: Taxes	-	-	12.05	(6.03)
<b>Profit after tax</b>	(191.31)	(382.28)	(75.85)	(170.66)
<b>Other Comprehensive Income</b>	<b>12.77</b>	<b>(47.08)</b>	<b>12.30</b>	<b>(51.77)</b>
<b>Total Comprehensive Income</b>	<b>(178.54)</b>	<b>(429.36)</b>	<b>(63.55)</b>	<b>(222.43)</b>

### 2. Financial Performance

Operating Income of IFIN had decreased to Rs.13.02 Crore during FY 2023-24 from Rs.14.24 crore during FY 2022-23. Other Income increased to Rs.2.44 crore in FY 2034-24 from Rs.2.38 crore in FY 2022-23. Thus, the total income during FY 2023-24 at Rs.15.46 crore was 8% lesser than the total income of Rs.16.62 crore during the corresponding previous year of FY 2022-23.



Out of Total expenses, Employee Cost had decreased to Rs.6.82 crore in FY 2023-24 from Rs.7.45 crore in 2022-23, mainly due to reductions in the manpower count. Depreciation and Amortization Expense increased to Rs.18.47 lakh in FY 2023-24 from Rs.16.53 lakh in FY 2022-23. However, Finance Cost substantially decreased to Rs.0.26 lakh in FY 2023-24 from Rs.0.51 lakh in FY 2022-23. Other Expenses were decreased as the previous year at Rs.4.58 crore in FY 2022-23 as compared to Rs.4.47 crore in FY 2023-24. During the year Impairment of financial Instrument provided for Rs. 0.37 Crore also Impairment of Investment in Subsidiary Companies provided for Rs.0.27 Crore. After taking into account the above, there was a deficit of income over expenditure of Rs.1.91 crore in FY 2023-24 as compared to deficit of income over expenditure of Rs.3.82 crore in FY 2022-23. The company earned a Loss after tax of Rs.1.91 crore during FY 2023-24 as compared to the loss of Rs. 3.82 crore in the previous year 22-23. Other Comprehensive income in FY 2023-24 was Rs. 12.77 lakh compared to Rs. (47.08) lakh in the previous year.

### **3. Operational Performances.**

#### **3.1 Stock Broking**

The Broking Income of IFIN has decreased to Rs. 1016.99 lakhs during the FY 2023-24 as against Rs. 1068.56 lakhs during the corresponding previous FY 2022-23.

#### **3.2 Insurance Commission**

Insurance Commission earned during the year is Rs. 1.31 Lakh for the FY 2023-24 (previous year actuals was at Rs 0.99 lakhs).

#### **3.3 Brokerage from Selling of Mutual Funds/IPO/Bonds**

During the year, the company has earned an income of Rs.102.40 lakhs in the FY 2023-24 from Selling of mutual fund units as compared to Rs. 106.11 lakhs in the previous reporting year 2022-23.

#### **3.4 Depository Segment**

The Company operated as the Depository Participants of both NSDL and CDSL during the year for the benefit of its retail and institutional client base. Total Income received during the year 2023-24 was Rs.77.42 lakhs (previous year Rs. 80.51 lakh)

### **3.5 Non-Fund Based Activity – Syndication, Merchant Banking and Investment Banking**

During the year the Company has earned gross income of Rs. 26.10 lakh (Previous Year- Rs. 32.78 lakh) in this product.

## **4. Business Environment 2023-24**

### **India's Market Leadership and Global Challenges**

In 2023-24, India solidified its leadership position in the global exchange market for the third consecutive year, driven by strong participation from both retail and institutional investors. This period was marked by global economic challenges, with lingering effects from the Russia-Ukraine conflict and persistent inflationary pressures, particularly in developed economies. China's economic recovery remained sluggish due to pandemic aftershocks and internal challenges. The International Monetary Fund (IMF) noted that global risks continue to be tilted to the downside, with financial sector instability, geopolitical tensions, and high inflation posing significant threats. Central banks worldwide faced the daunting task of navigating these risks through cautious monetary policies.

### **India's Economic Resilience amid Global Uncertainty**

India stood out as a beacon of growth, with its GDP expanding by 8.2% in FY 2023-24, reaffirming its status as the fastest-growing major economy. Despite challenges like high inflation, subdued rural demand, and tighter monetary conditions, India's economic performance remained robust. The IMF has upgraded its GDP forecast for India to 7% for FY 2024-25, with expectations of a growth rate between 6.5% and 7%. This positive outlook is underpinned by robust investment activity, which is anticipated to drive future growth.

The Indian equity markets had an exceptional year in FY 2023-24. The Nifty 50 Index delivered a 28.6% return, significantly outperforming its emerging market peers. Mid and small-cap stocks also posted stellar gains, with the Nifty Mid-cap 50 and Nifty Small-cap 50 indices surging by 60% and 72%, respectively. This growth was supported by strong domestic investor participation, alongside renewed interest from foreign portfolio investors (FPIs) in the Indian debt market, which saw net inflows of ₹1.19 lakh crore, reversing the previous year's outflow of ₹8,937 crore. This marked the highest inflow into the debt segment since FY 2017-18.

### **Advancements in Market Infrastructure**

Indian stock exchanges continued to lead globally, particularly with their rapid settlement processes. Beginning of the Financial Year 2023, all securities in the equity segment were settled on a T+1 basis, further enhancing India's standing in the global market being first country to introduce shortest settlement cycle.

### **Regulatory Changes and Market Impact**

Regulatory shifts, including SEBI's peak margin rules and tighter margin requirements, continued to shape market dynamics. These changes, which include daily reporting of client margin allocations, led to a reduction in trading volumes compared to earlier Financial Year. However, the market's overall resilience was evident, driven by strong fundamentals and investor confidence.

## **5. Outlook for 2024-25**

India's economic momentum is expected to carry forward into FY 2024-25, with the Reserve Bank of India projecting GDP growth at 7.2%. High-frequency indicators such as GST collections, manufacturing and services PMI, and automotive statistics all suggest a continuation of this growth trajectory. With a market capitalization of US\$4.6 trillion as of March 31, 2024, India ranked as the fourth largest market globally, trailing only the US, China (including Hong Kong), and Japan.

Market sentiment remains optimistic, particularly with large companies showing strong earnings and valuations. This positions India as a key emerging market to watch over the next 2-3 years. The combination of strong economic growth, robust market performance, and strategic regulatory changes has set the stage for another year of positive developments in the Indian business environment.

## **6. Subsidiaries**

### **6.1 IFIN Securities Finance Limited**

IFIN Securities Finance Limited, a NBFC is a wholly owned subsidiary of IFCI Financial Services Limited. It is engaged in the business of providing Loan against Shares, Mutual Funds and Sovereign Gold Bonds etc.

## 6.2 IFIN Commodities Limited

IFIN Commodities Limited, a wholly owned subsidiary of IFCI Financial Services Limited, was incorporated to engage in the business of Commodity broking.

M/s. IFIN Commodities Limited (ICOM) is the Registered Member of MCX, NCDEX Exchange and National Spot Exchange. The Spot Exchange trading activity was stopped in July 2013 as the exchange activities were suspended. The NCDEX trading activity was stopped on 29<sup>th</sup> March, 2019. Hence the Company had surrendered the NCDEX license with respective Exchange during the FY 2023-24 with the approval of the Board.

The Company considering the scale of business and viability had surrendered MCX license during the FY 2023-24 with the approval of Board of Directors and Shareholders of the Company.

## 6.3 IFIN Credit Limited

IFIN Credit Limited is a wholly owned subsidiary of IFCI Financial Services Ltd. Currently it is not engaged in any operation.

## 7. Salient features of the financial statement under Section 129 (3) of the Companies Act, 2013

Statement containing salient features of the financial statement of subsidiaries/associate companies/joint ventures pursuant to first proviso to sub-section (3) of section 129 read with rule 5 of Companies (Accounts) Rules, 2014 Form AOC-1 is given in **Annexure-I**.

## 8. Dividend

No dividend is being recommended by the Directors for the year ended March 31, 2024.

## 9. Transfer To Reserves

The Board of Directors have no proposal to carry on any amount to general reserves for the year ended March 31, 2024. However, in the Consolidated Financial statements, the amount is transferred to Statutory Reserve as per Section 45 IC of RBI Act, one subsidiary being a NBFC Company.

## 10. Directors and Key Managerial personnel

### Changes in Directors and KMP

- Shri. Ramesh Dharmaji (DIN: 01186341) was appointed as non-executive Director in place of Shri. Jayesh Amichand Shah (DIN 0882080), who retired by rotation at the 28th Annual General Meeting held on September 29, 2023.

- Shri. Rajesh Kumar (DIN: 8732528), director will retire by rotation at the conclusion of the ensuing Annual General Meeting and being eligible has offered himself for re-appointment.

The Board wishes to place on record its gratitude and appreciation for the valuable contributions made by all the Directors / KMPs who have resigned/retired from their respective offices during their tenure in the Company.

As at March 31<sup>st</sup>, 2024, the Board consisted of 6 Directors comprising of 2 Nominee Director, 3 Non-Executive Director and 1 Managing Director.

The composition of the Board, number of meetings held, attendance of the Directors at the Board Meeting and the number of the Directorship in other companies in respect of each Director who was on Board as on March 31<sup>st</sup>, 2024 is given below: -

S. No.	Name of Director	Attendance Particulars		No. of other Directorships as on 31 <sup>st</sup> March, 2024
		No. of Meetings during the tenure of respective directors in FY 2023-24		Other Director-ships (Including Private Limited Companies)
		Held	Attended	
1.	Shri Atul Saxena	8	8	1
2.	Shri Rajesh Kumar	8	8	2
3.	Shri Jayesh A Shah*	5	4	1
4.	Shri Alan Savio Pacheco	8	8	3
5.	Shri S Karpagam	8	8	3
6.	Shri Ramesh Dharmaji*	3	3	-
7.	Shri Sanjay Pote	8	7	2

\* Shri Jayesh A Shah had retired by rotation in the AGM held on 29.09.2023.

Shri Ramesh Dharmaji was appointed as non-executive Director in place of Shri. Jayesh Amichand Shah (DIN 0882080), who retired by rotation at the 28th Annual General Meeting held on September 29, 2023.

During the Financial Year 2023-24, Eight (8) Board Meetings were held, which are as follows:

12.05.2023	03.06.2023	24.07.2023	08.08.2023
05.09.2023	03.10.2023	03.11.2023	01.02.2024

The Non-Executive Directors except nominees of IFCI Ltd and its group are paid sitting fees for every meeting of the Board and its Committees attended by them.

## 11. Committees of the Board

### 11.1 Audit Committee

#### A. Composition

The Audit Committee of the Company presently consists of 2 Non- Executive Directors and Managing Director. The composition of the Audit committee and attendance of directors at the meetings for the FY 2023-24 is shown below:-

S. No.	Name of Director	Designation	No. of Committee Meetings during the tenure of respective directors in FY 2023-24.	
			Held	Attended
1.	Shri Ramesh Dharmaji	Chairman (Non- executive Director)	2	2
2.	Shri Rajesh Kumar	Member (Non-executive Director)	5	5
3.	Smt. S Karpagam	Member (Managing Director)	5	5
4.	*Shri Jayesh A Shah	Member (Non-executive Director)	3	3
Reconstitution of the Committee approved in the Board meeting dated 03.10.2023, Shri. Ramesh Dharmaji was inducted as chairman of the committee.				

The Chief Financial Officer, Chief Operating Officer, Statutory Auditors and Internal Auditors of the Company are invited to participate in the meetings of the Audit Committee wherever necessary, as decided by the committee. The Company Secretary acts as the Secretary of the Audit Committee.

**B. The number of Audit Committee Meetings held and dates:**

During the financial year 2023-24, the Audit Committee of Directors of the Company had conducted 5 (Five) meetings.

The dates of the meeting of Audit Committee of Board of Directors are as follows:

12.05.2023	03.06.2023	08.08.2023
03.11.2023	01.02.2024	

**C. Terms of reference:**

The terms of reference of the Audit Committee shall be in accordance with Section 177 of the Companies Act, 2013 and shall include overseeing the vigil mechanism / Whistle Blower policy of the Company.

**11.2 Nomination and Remuneration Committee**

**A. Composition**

The Nomination and Remuneration Committee of the Company presently consists of 2 Non-Executive Directors, one Nominee Director and Managing Director. The composition of the Nomination and Remuneration Committee and attendance of directors at the meetings for the FY 2023-24 is shown below:-

S. No.	Name of Director	Category	No. of Meetings during the tenure of respective directors in FY 2023-24	
			Held	Attended
1.	Shri. Alan Savio Pacheco	Chairman (Nominee Director)	6	5
2	*Shri Sanjay Pote	Member (Non- Executive Director)	1	1

S. No.	Name of Director	Category	No. of Meetings during the tenure of respective directors in FY 2023-24	
			Held	Attended
3	*Shri Ramesh Dharmaji	Member (Non- Executive Director)	1	1
4	Smt. S Karpagam	Member (Managing Director)	6	6
5	*Shri Rajesh Kumar	Member (Non- Executive Director)	5	5
6	Shri Jayesh A Shah	Member (Non- Executive Director)	4	4
Reconstitution of the Committee approved in the Board meeting dated 03.10.2023, Shri. Sanjay Pote & Shri. Ramesh Dharmaji was inducted as members in the committee and Shri Rajesh Kumar was removed from the Committee				

**B. The number of meetings held and dates**

C. During the financial year 2023-24, the Nomination & Remuneration Committee of Directors of the Company had conducted 6 (Six) meetings.

D. The dates of the meeting of Nomination and Remuneration Committee are as follows:

10.05.2023	24.07.2023	08.08.2023
05.09.2023	03.10.2023	03.11.2023

**E. Terms of reference:**

The terms of reference of the Nomination & Remuneration Committee is in accordance with Section 178 of the Companies Act, 2013 and includes:

- ❖ To approve the remuneration payable to directors and key managerial personnel (“KMP” as defined by the Act).



- ❖ Recommend to the board the “formulation of the criteria for determining qualifications, positive attributes and independence of a director”.
- ❖ Recommend to the board the appointment of directors.
- ❖ Recommend to the board appointment of KMP and persons one level below KMP of the Company.
- ❖ Carry out evaluation of every director’s performance and support the board and independent directors in evaluation of the performance of the board, its committees and individual directors.
- ❖ Recommend to the board the remuneration policy as required under the Companies Act, 2013.
- ❖ Performing such other duties and responsibilities as required under the Companies Act, 2013 and Board of directors from time to time.

### 11.3 Risk Management Committee of Board of Directors

#### A. Composition

The Risk Management Committee of the Company presently consists of 3 Non- Executive Directors. The composition of the Risk Management Committee and attendance of directors at the meetings as on March 31<sup>st</sup>, 2024 is shown below:-

S. No.	Name of Director	Category	No. of Meetings during the tenure of respective directors in FY 2023-24	
			Held	Attended
1.	Shri Rajesh Kumar	Chairman (Non-executive Director)	4	4
2	Shri Sanjay Pote *	Member (Non- Executive Director)	2	2
3	Shri Ramesh Dharmaji*	Member (Non- Executive Director)	2	2

S. No.	Name of Director	Category	No. of Meetings during the tenure of respective directors in FY 2023-24	
			Held	Attended
4	Smt. S Karpagam*	Member (Managing Director)	2	2
5	Shri Jayesh A Shah	Member (Non- Executive Director)	2	2
Reconstitution of the Committee approved in the Board meeting dated 03.10.2023, Shri. Sanjay Pote and Shri Ramesh Dharmaji were inducted as members and in the committee and Ms. Karpagam was removed from the committee.				

#### B. The number of meetings held and dates

During the financial year 2023-24, the Risk Management Committee of Board of Directors of the Company had conducted 4 (Four) meetings.

The date of the meetings of Risk Management Committee are as follows:

10.05.2023	07.08.2023
02.11.2023	30.01.2024

### 11.4 Information Technology Strategy Committee of Board of Directors

#### A. Composition

The IT Strategy Committee of the Board of Directors of the Company presently consists of 2 Non-Executive Directors and one Managing Director. The composition of the IT Strategy Committee and attendance of directors at the meetings as on March 31<sup>st</sup>, 2024 is shown below:-

S. No.	Name of Director	Category	No. of Meetings during the tenure of respective directors in FY 2023-24	
			Held	Attended
1.	Shri Sanjay Pote*	Chairman (Non-executive Director)	2	2

S. No.	Name of Director	Category	No. of Meetings during the tenure of respective directors in FY 2023-24	
			Held	Attended
2	Shri Jayesh A Shah	Member (Non- Executive Director)	2	2
3	Shri Rajesh Kumar	Member (Non- Executive Director)	4	4
4	Smt S Karpagam	Member (Managing Director)	4	4
Reconstitution of the Committee approved in the Board meeting dated 03.10.2023, Shri. Sanjay Pote was inducted as Chairman of the committee				

#### B. The number of meetings held and dates

During the financial year 2023-24, the IT Strategy Committee of Board of Directors of the Company had conducted 4 (Four) meetings:

The date of the meetings of are as follows:

10.05.2023	07.08.2023	02.11.2023	30.01.2024
------------	------------	------------	------------

### 11.5 Share Transfer Committee

#### A. Composition

The Share Transfer Committee of the Board of Directors of the Company presently consists of 2 members. The composition of the Share Transfer Committee and attendance of directors at the meetings as on March 31<sup>st</sup>, 2024 is shown below:-

S. No.	Name of Director	Category	No. of Meetings during the tenure of respective directors in FY 2023-24	
			Held	Attended

S. No.	Name of Director	Category	No. of Meetings during the tenure of respective directors in FY 2023-24	
			Held	Attended
1	Smt S Karpagam	Chairman (Managing Director)	-	-
2	Shri Alan Savio Pacheco	Member (Nominee Director)	-	-

There is no Share Transfer Committee meeting conducted during the financial year 2023-24.

### 11.6 Other Committees

The Company also has committees such as Internal Compliant Committee, Internal Risk Committee, Internal Technology Committee, Purchase committee, Default review Committee, Share Transfer Committee and Share Allotment Committee

### 11.7 General Meetings held during the Financial Year 2023-24.

The General Meetings of the company are held during the financial year are as under:

General Meeting	28 <sup>th</sup> Annual General Meeting
Venue	Through Video Conferencing
Date and Day of meeting	Friday, September 29, 2023.

*The above mentioned General Meeting did not pass any special resolutions.*

## 12. Annual Return

Pursuant to the provisions of the Companies Act, 2013, the copy of the annual return in prescribed format is placed on the website of the company and the web-link of such annual return is provided below:

URL:	<a href="https://ifinltd.in/Aboutus/Financials">https://ifinltd.in/Aboutus/Financials</a>
------	---

**13. Directors' Responsibility Statement**

To the best of our knowledge and belief and according to the information and explanations obtained by us, your Directors make the following statements in terms of Section 134 (3) (c) of the Companies Act, 2013:

- a) in the preparation of the annual accounts, the applicable accounting standards had been followed along with proper explanation relating to material departures;
- b) the directors had selected such accounting policies and applied them consistently and made judgments and estimates that are reasonable and prudent so as to give a true and fair view of the state of affairs of the company at the end of the financial year 2023-24 and of the profit and loss of the company for that period;
- c) the directors had taken proper and sufficient care for the maintenance of adequate accounting records in accordance with the provisions of this Act for safeguarding the assets of the company and for preventing and detecting fraud and other irregularities;
- d) the directors had prepared the annual accounts on a going concern basis; and
- e) the directors had devised proper systems to ensure compliance with the provisions of all applicable laws and that such systems were adequate and operating effectively.

**14. Statement on declaration given by independent directors under sub-section (6) of Section 149 of the Companies Act, 2013.**

As on March 31, 2024, there are no Independent Directors on the Board of your Company.

**15. Policy on Directors' Appointment and Remuneration and other details.**

The Company's policy on directors' appointment and remuneration including criteria for determining qualifications, positive attributes, independence of a director and other matters provided under sub-section (3) of section 178 is made available through the following web:

URL:	<a href="https://ifinltd.in/Privacy-Policy">https://ifinltd.in/Privacy-Policy</a>
------	---

**16. Auditors**

M/s. V Krishnan & Co., Chartered Accountants, (Firm Reg. No. 001541S) was appointed by the Comptroller & Auditor General of India (C&AG) as Statutory Auditor of your Company for FY

2023-24. C&AG shall appoint Statutory Auditors for the Financial Year 2024-25.

### 17. Explanations/ Comments on the report of Comptroller & Auditor General of India

The Comptroller and Auditor General of India (CAG) report on the accounts for the year ended 31st March, 2024 is attached **Annexure-II** to this report. The management response towards CAG comments is attached as **Annexure-II(a)**

### 18. Particulars of loans, guarantees or investments under Section 186 of the Companies Act, 2013

Details of loans, guarantees and investments covered under the provisions of Section 186 of the Companies Act, 2013 form part of the notes to the financial statement.

### 19. Related Party Transactions

All transactions entered by the Company with Related Parties were in the ordinary course of business and at Arm's Length pricing basis. The transactions entered with the holding, subsidiaries and other group company is as follows:

Sr. No.	Name (s) of the related party & nature of relationship	Nature of contracts/ Arrangements/ transaction	Duration of the contracts/ arrangements/ transaction	Salient terms of the contracts or arrangements or transaction including the value, if any
1	IFCI Limited-Holding Company	Brokerage	As per omnibus approval for FY 2023-24	Ordinary course of business
		DP Income received	As per omnibus approval for FY 2023-24	Ordinary course of business
		Rent	As per omnibus approval for FY 2023-24	Ordinary course of business
		Deputation salary received	As per omnibus approval for FY 2023-24	Ordinary course of business
2	IFIN Securities Finance Limited – Subsidiary company	Reimbursement of office expenses received	As per omnibus approval for FY 2023-24	Ordinary course of Business
		Brokerage Income	As per omnibus approval for FY	Ordinary course of business

			2023-24	
		Sharing of manpower	As per omnibus approval for FY 2023-24/ as per terms of deputation	Ordinary course of business
		Short Term Borrowings	As per omnibus approval for FY 2022-23	Ordinary course of business
3	IFIN Commodities Limited – subsidiary company	Reimbursement of office expenses received	Ongoing basis	Ordinary course of business
		Sharing of manpower	Ongoing basis/ as per terms of deputation	Ordinary course of business
4	IFIN Credit Limited – Subsidiary Company	Reimbursement of office expenses received	As per omnibus approval for FY 2023-24	Ordinary course of business
5	IFCI Factors Limited- Fellow subsidiary Company	DP Income received	As per omnibus approval for FY 2023-24	Ordinary course of business
6	IFCI Venture Capital Fund Limited- Fellow subsidiary Company	Brokerage	As per omnibus approval for FY 2023-24	Ordinary course of business
		DP Income received	As per omnibus approval for FY 2023-24	Ordinary course of business
7	Stock Holding Corporation of India Limited	MD Salary	As per terms of deputation	Ordinary course of business

There were no materially significant transactions with Related Parties during the financial year 2023-24 which were in conflict with the interest of the Company.

The particulars of Contracts or Arrangement with related parties are given in notes to the financial statement. Information on transactions with related parties pursuant to Section 134(3)(h) of the Act read with rule 8(2) of the Companies (Accounts) Rules, 2014 are given in **Annexure-III** in Form AOC-2.

The Company has formulated a policy on materiality of related party transactions and on Dealing with related party transactions duly approved by the Board. The policy is available on the website of the company at: <https://www.ifinltd.in/Privacy-Policy>

**20. The details relating to deposits, covered under chapter V of the Act**

During the Financial Year 2023-24, your Company did not accept any deposits within the meaning of provisions of chapter V – Acceptance of Deposits by Companies of the Companies Act, 2013 read with rules thereunder.

**21. Details of Frauds**

There is no fraud as reported by Auditors during the year under review.

**22. Material changes and commitments**

There were no material changes and commitments affecting the financial position of the company between the end of the financial year i.e. March 31, 2024 and the date of the report.

**23. Conservation of energy, technology absorption and foreign exchange earnings and outgo & expenditure on research and development**

In view of the nature of activities which are being carried on by the Company, Section 134(3) (m) of the Companies Act, 2013 read with Rule 8 (3) of the Companies (Accounts) Rules, 2014, conservation of energy and technology absorption does not apply to the Company.

However, the Company has taken measures to conserve energy by having energy efficient electronic equipment. As regards absorption of technology, your Company has installed computer systems, software packages and other office equipment to increase its organizational efficiency, maximize Productivity and to gain competitive advantage.

Your Company has neither incurred any expenditure nor earned any income in foreign exchange. Further, your Company has not incurred any expenditure on Research and Development.

**24. Risk Management**

The Company has formulated and put in place Risk Management and Surveillance Policy in order to mitigate risk related to the business of the Company. Surveillance and risk monitoring of the client trading limit are very crucial part of trading system. Effective surveillance can achieve investor



protection, market integrity and safe guard of securities market and trading member. The factors considered for designing exposure policy include Client Margin, Approved Collateral Stocks, Volatility of the market, prevailing market practice, etc. The Risk Management team of the Company takes effective measures in order to protect the interest of the Company and investors as per the policy of the Company.

The Company has also constituted Internal Risk Committee and Risk management committee at Board Level to monitor and mitigate the risk and safe guard the interest of the company.

## **25. Internal Financial Control**

The Company has put in place adequate Internal Financial Control commensurate with the size of the Company and nature of its business.

The Company has also appointed M/s. Ashok & Co., Chartered Accountants, as Internal Auditors to conduct internal audit of the functions and the activities of the Company. The findings and recommendations of the Internal Auditors are reviewed by the Audit Committee of the Board on a periodical basis and necessary corrective actions are being undertaken

The Company has installed necessary software(s) for maintaining accuracy and completeness of accounting records and timely preparation of reliable financial information.

## **26. Vigil Mechanism/ Whistle Blower Policy**

Pursuant to Section 177(9) & Section 177(10) of the Companies Act, 2013 read with Rule 7 of the Companies (Meetings of Board and its Powers) Rules, 2014, the Company has voluntarily established a vigil mechanism which is overseen through the Board. Adequate safeguards against victimization of employees and directors who express their concerns, forms part of the mechanism.

The Company has adopted Whistle Blower Policy/ Vigil Mechanism for its director(s) and employee(s) to report to the management their concerns about unethical behavior, actual or suspected fraud or violation of the Company's code of conduct or ethics policy.

Your Company hereby affirms that no Director/ employee have been denied access to the Chairman of the Board of Directors and that no complaints were received during the year.

**27. Anti - Sexual Harassment Policy**

The Company has in place Anti Sexual Harassment Policy in line with the requirements of Prevention of Sexual Harassment of Women at Workplace (Prevention, Prohibition & Redressal) Act, 2013.

An internal Complaints Committee has been set up for redressal of complaints and that all employees (permanent, contractual, temporary, trainees) are covered under this policy.

During the year under review, the company has not received any complaint pursuant to the provisions of Sexual Harassment of Women at workplace (Prevention, Prohibition and Redressal) Act, 2013.

**28. Formal Annual Evaluation of Board, Committees and Directors**

The Nomination and Remuneration Committee of Board of Directors has reviewed the performance of Board and its committees taking into consideration the contributions made by the directors/ members of the committee.

Subsequently, the Board has made formal annual evaluation of its own performance, and that of its committees and individual directors taking into consideration the evaluation criteria as set in the Nomination and Remuneration Policy of the Company.

Since, there was no Independent Director on the Board of the Company during the financial year 2023-24 hence, no Meeting of the Independent Directors could be held. As per notification dated June 05, 2015 for the induction of Independent Director on the Board of a Government Company, opinion from concerned Ministry or parent Department of the Central Government, which is administratively in charge of the Company or as the case may be, the State Government, is required that the person intending to act as Independent Director shall be a person of integrity and possess relevant expertise and experience. Accordingly, in view of the above communication regarding appointment of requisite number of Independent Directors have been sent to the concerned authorities and Parent Company.

**29. Significant and Material Orders passed by the Regulators or Courts or Tribunals impacting the Going Concern status and company's operations in future**

There are no significant and material orders passed by the regulators or courts or Tribunals which would impact the going concern status of the Company.



**30. Details of employees under Section 197 read with Sub rule 5 (2) of the Companies (Appointment and Remuneration of Managerial Personnel) Rules, 2014.**

The company has no employee in respect of whom the information required under Section 197 of the Companies Act, 2013 read with Rule 5 (2) of the Companies (Appointment and Remuneration of Managerial Personnel) Rules, 2014, as amended, is required to be given.

The Board further places on record its appreciation of the services of all the employees of the Company.

As per Notification dated June 5, 2015, issued by the Ministry of Corporate Affairs, the Government companies are exempted to comply with the provisions of Section 197 of the Companies Act, 2013, read with Rules made thereunder. Your company being a Government Company is exempted to include the requisite information as a part of Director's Report.

**31. Application made or any proceeding pending under the Insolvency and Bankruptcy Code, 2016.**

The Company has neither made any application nor are any proceedings pending under The Insolvency and Bankruptcy Code, 2016 during the year under review. Therefore, there are no details required to be disclosed, as the said clause is not applicable as on year ended 31.03.2024.

**32. The details of difference between amount of the Valuation done at the time of one time settlement and the valuation done while taking loan from the Banks or Financial Institution along with the reasons thereof.**

The Company has not availed any one time settlement facility, during the year under review, therefore providing of details with respect to difference in the amount of valuation done at the time of one time Settlement and the Valuation done while taking loan from the Banks or Financial Institution does not apply to the company.

**33. Acknowledgement**

The Board of Directors express their gratitude for the co-operation, guidance and support received from the IFCI Limited, Clients of the Company, Reserve Bank of India, Commercial Banks, Regulators, Statutory Authorities, Securities and Exchange Board of India, National Stock Exchange, Bombay Stock Exchange, NSDL, CDSL, LIC of India and Insurance partners and its clients and other stakeholders of the Company.

**By Order of the Board  
For IFIN Financial Services Limited**

-Sd-

**S Karpagam**

**Managing Director**

**(DIN: 09755388)**

-Sd-

**Sanjay Pote**

**Director**

**(DIN: 08085505)**

**Place: Chennai**

**Date: 04.09.2024**

**Annexure - I**
**Form AOC-1**

(Pursuant to first proviso to sub-section (3) of section 129 read with rule 5 of Companies (Accounts) Rules, 2014)

**Statement containing salient features of the financial statement of subsidiaries/associate companies/joint ventures**

**Part “A”: Subsidiaries**

(Information in respect of each subsidiary to be presented with amounts in Rs.)

S. No.	Particulars	Details	Details	Details
1.	Name of the subsidiary	IFIN Securities Finance Limited	IFIN Commodities Limited	IFIN Credit Limited
2.	Reporting period for the subsidiary concerned, if different from the holding company's reporting period	Reporting Period same as holding company's	Reporting Period same as holding company's	Reporting Period same as holding company's
3.	Reporting currency and Exchange rate as on the last date of the relevant Financial year in the case of foreign subsidiaries	Nil	Nil	Nil
4.	Share capital	30,01,00,000	5,00,00,000	2,50,00,000
5.	Reserves & surplus	49,27,018	(1,86,63,925)	(48,89,711)
6.	Total assets	30,68,51,251	3,32,39,343	2,02,28,144
7.	Total Liabilities	18,24,233	19,03,268	1,17,855
8.	Investments	19,30,02,359	Nil	Nil
9.	Turnover	1,45,85,207	25,45,697	-
10.	Profit before taxation	1,25,90,417	(28,65,998)	3,40,754
11.	Provision for taxation	11,22,235	0	82,586
12.	Profit after taxation	1,14,68,182	(28,65,998)	2,58,168

13.	Total Comprehensive Income	30,434	(29,42,765)	2,58,168
14.	Proposed Dividend	Nil	Nil	Nil
15.	% of shareholding	100%	100%	100%

**Notes:** The following information shall be furnished at the end of the statement:

- Names of subsidiaries which are yet to commence operations: Nil
- Names of subsidiaries which have been liquidated or sold during the year: Nil

**Part “B”: Associates and Joint Ventures**

**Statement pursuant to Section 129 (3) of the Companies Act, 2013 related to Associate Companies and Joint Ventures**

Name of associates/Joint Ventures	Nil
Latest audited Balance Sheet Date	Not Applicable
Shares of Associate/Joint Ventures held by the company on the year end	Not Applicable
No.	Not Applicable
Amount of Investment in Associates/Joint Venture	Not Applicable
Extend of Holding%	Not Applicable
Description of how there is significant influence	Not Applicable
Reason why the associate/joint venture is not consolidated	Not Applicable
Net worth attributable to shareholding as per latest audited Balance Sheet	Not Applicable
Profit/Loss for the year	Not Applicable
Considered in Consolidation	Not Applicable
Not Considered in Consolidation	Not Applicable

- Names of associates or joint ventures which are yet to commence operations: Nil
- Names of associates or joint ventures which have been liquidated or sold during the year: Nil

**FOR IFCI FINANCIAL SERVICES LIMITED**

-Sd-

**A V Pushparaj**  
Chief Financial Officer

-Sd-

**S Karpagam**  
Managing Director

-Sd-

**Sanjay Pote**  
Director

-Sd-

**JM Sathyavathi**  
Company Secretary

**Date: 04.09.2024**

**Place: Chennai**



## Annexure- II for CAG Comments on Standalone Financial Statements

### COMMENTS OF THE COMPTROLLER AND AUDITOR GENERAL OF INDIA UNDER SECTION 143(6) (b) OF THE COMPANIES ACT, 2013 ON THE FINANCIAL STATEMENTS OF IFCI FINANCIAL SERVICES LIMITED FOR THE YEAR ENDED 31 MARCH 2024

The preparation of financial statements of IFCI Financial Services Limited for the year ended 31 March 2024 in accordance with the financial reporting framework prescribed under the Companies Act, 2013 (Act) is the responsibility of the management of the company. The statutory auditor appointed by the Comptroller and Auditor General of India under Section 139 (5) of the Act is responsible for expressing opinion on the financial statements under Section 143 of the Act based on independent audit in accordance with the standards on auditing prescribed under Section 143(10) of the Act. This is stated to have been done by them vide their Audit Report dated 26.04.2024.

I, on behalf of the Comptroller and Auditor General of India, have conducted a supplementary audit of the financial statements of IFCI Financial Services Limited for the year ended 31 March 2024 under section 143(6)(a) of the Act. This supplementary audit has been carried out independently without access to the working papers of the statutory auditors and is limited primarily to inquiries of the statutory auditors and company personnel and a selective examination of some of the accounting records.

Based on my supplementary audit, I would like to highlight the following significant matters under section 143(6)(b) of the Act which have come to my attention and which in my view are necessary for enabling a better understanding of the financial statements and the related audit report.

#### Comments on Financial Position

##### Comment No. 1

##### Balance Sheet as at March 31, 2024

Assets - Rs. 9,050.46 lakh

2. Current Assets Rs. 4,955.97 lakh

(a) Financial Assets - Cash and Cash equivalents Rs. 1,881.30 lakh (Note 9)

Note 9 - Bank Balances other than Cash and Cash equivalents - Rs. 1,214.68 lakh

Guidance Note Division II- Ind AS Schedule III to the Companies Act 2013 details that, an investment which qualifies as Cash and cash equivalents has a short maturity of three months or less from the date of acquisition. This includes term deposits with banks that have an original maturity of three months or less. However, bank balances (including term deposits) held as margin money or security against borrowings are neither in the nature of demand deposits nor



readily available for use by the company and accordingly, do not meet the definition of cash and cash equivalents.

- a) The head 'Cash and cash equivalents' includes Rs. 436.99 lakh as Fixed deposits with deposit period more than one year. Hence, cash and cash equivalents was overstated by Rs. 436.99 lakh.
- b) Further fixed deposits with banks under lien marked with NSE Clearing Limited included Rs.1,260 lakh which was classified under cash and cash equivalents. Since fixed deposit of Rs.1,260 lakh was held as margin money the same should not have been classified under cash and cash equivalents.

This resulted in overstatement of cash and cash equivalent by Rs.1,696.99 lakh and understatement of bank balances other than cash and cash equivalents to the same extent.

**Comment No. 2**

**Assets: Rs. 9,050.46 lakh**

**1. Non-Current Assets: 4,094.49 lakh**

**(d) Other Non-Current Assets: (Note-6): Rs. 326.36 lakh**

**Note-6: Balances with IT Authorities: Rs. 312.96 lakh**

The above head includes Balances with Income Tax Authorities to an extent of Rs. 312.96 lakh being treated as refundable. However, as per the processing of Income Tax Return (AY 2023-24) intimated (27.02.2024) to the Company by Income Tax Department, no refund is due to the Company. In view of above, a provision needs to be made for the amount depicted as Balance with Income Tax Authorities.

Non-provision against the above Balances with Income Tax Authorities resulted in understatement of loss to the extent of Rs. 312.96 lakh.

**For and on behalf of the  
Comptroller & Auditor General of India**

*S. Velliangiri*  
(S. Velliangiri)

**Principal Director of Commercial Audit**

**Place: Chennai**

**Date: 07.08.2024**



**Annexure- II for CAG Comments on Consolidated Financial Statements****COMMENTS OF THE COMPTROLLER AND AUDITOR GENERAL OF INDIA UNDER SECTION 143(6) (b) READ WITH SECTION 129 (4) OF THE COMPANIES ACT, 2013 ON THE CONSOLIDATED FINANCIAL STATEMENTS OF IFCI FINANCIAL SERVICES LIMITED FOR THE YEAR ENDED 31 MARCH 2024**

The preparation of consolidated financial statements of IFCI Financial Services Limited for the year ended 31 March 2024 in accordance with the financial reporting framework prescribed under the Companies Act, 2013 (Act) is the responsibility of the management of the company. The statutory auditor appointed by the Comptroller and Auditor General of India under Section 139 (5) read with Section 129 (4) of the Act is responsible for expressing opinion on the financial statements under Section 143 read with Section 129 (4) of the Act based on independent audit in accordance with the standards on auditing prescribed under Section 143(10) of the Act. This is stated to have been done by them vide their Audit Report dated 26.04.2024.

I, on behalf of the Comptroller and Auditor General of India, have conducted a supplementary audit of the consolidated financial statements of IFCI Financial Services Limited for the year ended 31 March 2024 under section 143(6)(a) read with section 129(4) of the Act. We conducted a supplementary audit of the financial statements of IFCI Financial Services Limited, IFIN Securities Finance Limited but did not conduct supplementary audit of the financial statements of IFIN Commodities Limited, IFIN Credit Limited for the year ended on that date. This supplementary audit has been carried out independently without access to the working papers of the statutory auditors and is limited primarily to inquiries of the statutory auditors and company personnel and a selective examination of some of the accounting records.

Based on my supplementary audit, I would like to highlight the following significant matters under Section 143(6)(b) read with Section 129(4) of the Act which have come to my attention and which in my view are necessary for enabling a better understanding of the financial statements and the related audit report:

**Comments on Consolidated Financial Position****Comment No. 1****Balance Sheet as at 31st March 2024****Assets Rs. 9,088.50 lakh****2. Current Assets Rs. 8,099.88 lakh****(a) Financial Assets - Cash and Cash equivalents Rs. 1,901.55 lakh (Note 9)****Note 9 – (b) Bank Balances other than Cash and Cash equivalents Rs. 3,435.7 lakh**



Guidance Note Division II - Ind AS Schedule III to the Companies Act 2013 details that, an investment which qualifies as Cash and cash equivalents has a short maturity of three months or less from the date of acquisition. This includes term deposits with banks that have an original maturity of three months or less. However, bank balances (including term deposits) held as margin money or security against borrowings are neither in the nature of demand deposits nor readily available for use by the company and accordingly, do not meet the definition of cash and cash equivalents.

- a) The head 'Cash and cash equivalents' includes Rs. 436.99 lakh as Fixed deposits with deposit period more than one year. Hence, cash and cash equivalents was overstated by Rs. 436.99 lakh.
- b) Further fixed deposits with banks under lien marked with NSE Clearing Limited included Rs.1,260 lakh which was classified under cash and cash equivalents. Since fixed deposit of Rs.1,260 lakh was held as margin money, the same should not have been classified under cash and cash equivalents.

This has resulted in overstatement of cash and cash equivalent by Rs.1,696.99 lakh and understatement of bank balances other than cash and cash equivalents to the same extent.

**Comment No. 2**

**Assets: Rs. 9,088.50 lakh**

**1.Non-Current Assets: 988.62 lakh**

**(f) Other Non-Current Assets: (Note-6) Rs. 367.27 lakh**

**Note 6 -Balance with IT Authorities: Rs. 351.41 lakh**

The above head includes Balances with Income Tax Authorities to an extent of Rs. 312.96 lakh being treated as refundable. However, as per the processing of Income Tax Return (AY 2023-24) intimated (27.02.2024) to the Company by Income Tax Department, no refund is due to the Company. In view of above, a provision needs to be made for the amount depicted as Balance with Income Tax Authorities.

Non-provision against the above Balances with Income Tax Authorities resulted in understatement of loss to the extent of Rs.312.96 lakh.

**For and on behalf of the  
Comptroller & Auditor General of India**

*S. Velliangiri*  
(S. Velliangiri)

**Principal Director of Commercial Audit**

**Place: Chennai**

**Date: 07.08.2024**

## Annexure III

**FORM NO. AOC -2**

**(Pursuant to clause (h) of sub-section (3) of section 134 of the Act and Rule 8(2) of the Companies (Accounts) Rules, 2014.**

Form for Disclosure of particulars of contracts/arrangements entered into by the company with related parties referred to in sub section (1) of section 188 of the Companies Act, 2013 including certain arm's length transaction under third proviso thereto.

## 1. Details of material contracts or arrangements or material transactions not at Arm's length basis.

S. No.	Particulars	Details
a)	Name (s) of the related party & nature of relationship	Nil
b)	Nature of contracts/arrangements/transaction	Nil
c)	Duration of the contracts/arrangements/transaction	Nil
d)	Salient terms of the contracts or arrangements or transaction including the value, if any	Nil
e)	Justification for entering into such contracts or arrangements or transactions'	Nil
f)	Date of approval by the Board	Nil
g)	Amount paid as advances, if any	Nil
h)	Date on which the special resolution was passed in General meeting as required under first proviso to section 188	Nil

## 1. Details of all the transactions at Arm's length basis are as follows:

Sr. No.	Name (s) of the related party & nature of relationship	Nature of contracts/ Arrangements/ transaction	Duration of the contracts/ arrangements/ transaction	Salient terms of the contracts or arrangements or transaction including the value, if any	Date of approval by the Board	Amount paid as advances, if any
1	IFCI Limited-Holding Company	Brokerage	As per omnibus approval for FY 2023-24	Ordinary course of business	12.05.2023	Nil
		DP Income received	As per omnibus approval for FY 2023-24	Ordinary course of business	12.05.2023	Nil
		Rent	As per	Ordinary course	12.05.2023	Nil

			omnibus approval for FY 2023-24	of business		
		Deputation salary received	As per omnibus approval for FY 2023-24	Ordinary course of business	12.05.2023	Nil
2	IFIN Securities Finance Limited – Subsidiary company	Reimbursement of office expenses received	As per omnibus approval for FY 2023-24	Ordinary course of Business	12.05.2023	Nil
		Brokerage Income	As per omnibus approval for FY 2023-24	Ordinary course of business	12.05.2023	Nil
		Sharing of manpower	As per omnibus approval for FY 2023-24 / as per terms of deputation	Ordinary course of business	12.05.2023	Nil
		Short Term Borrowings	As per omnibus approval for FY 2023-24	Ordinary course of business	12.05.2023	Nil
3	IFIN Commodities Limited – subsidiary company	Rent and Reimbursement of office expenses received	As per omnibus approval for FY 2023-24	Ordinary course of business	12.05.2023	Nil
		Sharing of manpower	As per omnibus approval for FY 2023-24 / as per terms of deputation	Ordinary course of business	12.05.2023	Nil
4	IFIN Credit Limited – Subsidiary Company	Reimbursement of office expenses received	As per omnibus approval for FY 2023-24	Ordinary course of business	12.05.2023	Nil
5	IFCI Factors Limited- Fellow subsidiary Company	DP Income received	As per omnibus approval for FY 2023-24	Ordinary course of business	12.05.2023	Nil

6	IFCI Venture Capital Fund Limited- Fellow subsidiary Company	Brokerage	As per omnibus approval for FY 2023-24	Ordinary course of business	12.05.2023	Nil
		DP Income received	As per omnibus approval for FY 2023-24	Ordinary course of business	12.05.2023	Nil
7	Stock Holding Corporation of India Limited	MD Salary	As per terms of deputation	Ordinary course of business	12.05.2023	Nil

**By Order of the Board  
For IFCI Financial Services Limited**

-Sd-

-Sd-

**Date: 04.09.2024**

**S Karpagam**

**Sanjay Pote**

**Place: Chennai**

**Managing Director  
(DIN: 09755388)**

**Director  
(DIN: 08085505 )**



Response to Provisional Comments on the supplementary audit of Standalone Financial statements of IFCI Financial Services Limited for the year 2023-24 dated 26th July, 2024		
PC No.	Particulars	Reply of Management
<b>Balance Sheet:-</b>		
1	<p>Balance Sheet as at 31st March 2024  Assets Rs. 9050.46 lakhs  Current Assets Rs. 4955.97 lakhs  Cash and cash equivalents Rs. 1881.30 lakhs (Note 9)  Bank Balances other than above Rs. 1214.68 lakhs (Note 9)</p> <p>Guidance Note Division II- of Ind AS Schedule III to the Companies Act 2013 details that an investment which qualifies as Cash and cash equivalents has a short maturity of three months or less from the date of acquisition. This includes term deposits with banks that have an original maturity of three months or less. However, bank balances (including term deposits) held as margin money or security against borrowings are neither in the nature of demand deposits nor readily available for use by the company, and accordingly, do not meet the definition of cash and cash equivalents</p> <p>a. The head 'Cash and cash equivalents' includes Rs. 436.99 lakhs as Fixed deposits with deposit period was more than one year. Hence, cash and cash equivalents was overstated by Rs.1260 lakh.</p> <p>b. Further fixed deposits with banks under lien marked with NCL included Rs.1260 lakhs which was classified under cash and cash equivalents. Since the fixed deposit of Rs.1260 lakhs are held as margin money the same should not be classified under cash and cash equivalents.</p> <p>This resulted in overstatement of cash and cash equivalent by Rs.1696.99 lakhs and understatement of bank balances other than cash and cash equivalents to the same extent.</p>	<p>In the Financial Statement, Note No.9, Cash and Bank Balances comprise:  (a) Cash and Cash Equivalents  (b) Bank balances other than Cash and Cash Equivalents.</p> <p>(i) While preparing the Financial Statements, due to the formula error, Fixed Deposits with originally maturity for more than one year (Rs.436.99 lakh) has been wrongly grouped into Cash and Cash Equivalents instead of Bank balances other than Cash Cash equivalents <b>without any intentions</b>. However, we assure you that the management will take the necessary steps to ensure the accuracy of the classifications in the Financial Statements.</p> <p>(ii) The Fixed Deposits under lien marked with NCL includes Rs.1260 lakhs (Originally maturity is less than three months) which is originally received from the clients for availing the exposure as per regulatory guidelines. As per the regulatory guidelines, all the client credit balances to be settled on the first Friday of every quarter. For the June 24 quarter, the said client credit balances are settled on 05th April 2024. As the deposit is originally maturity in less than three months which was liquidated for said settlement, we have treated this as Cash and Cash Equivalents.</p> <p>The details of the lien earmarked on the Fixed Deposit has been disclosed as a footnote under the note 9.</p> <p>We have adopted this compliance in Q1 of FY 2024-25 financial statements and henceforth we will ensure meticulous compliance.</p>
2	<p>ASSETS: Rs.9050.46 Lakh  Non-Current Assets: 4094.49  Other Non-Current Assets: Note-6: Rs.326.36 Lakh  Balances with IT Authorities: Rs.312.96 lakh</p> <p>The above other non-current assets include Balances with Income Tax (IT) Authorities to an extent of Rs.312.96 lakhs being treated as refundable. However Income tax return (AY 2023-24) clarified that refund due to the company as '0'. Hence Rs.312.72 lakh cannot be treated as refundable and provision needs to be made for the amount depicted as Balance with Income tax Authorities.</p> <p>In correct recognition as receivable resulted in overstatement of Other Non-current Assets and understatement of loss to the extent of Rs.312.96/- Lakh</p>	<p>1. The other non-current assets include Balances with Income Tax (IT) Authorities to an extent of Rs.312.96 lakhs (TDS Refund). Breakup of the refund receivable amount of Rs.312.96 lakhs.</p> <p>2. We have filed the Loss return for the AY 2012-13 and assessment has been completed with Nil tax demand.</p> <p>3. However, At the time of Income tax site migration, tax demand has been wrongly marked in the AY 2012-13 without any demand and Assessment Order. Consequently the wrong demand has been adjusted against our refund claims from the AY 2019-20 onwards, Hence for the AY 2023-24, after adjusting the refundable amount of Rs.18,74,079/-, the net refund due stated as Nil. (Copy attached as Annexure 4 for your reference). This issue has been addressed with Income Tax authority through our Tax consultants which is under progress and will be resolved.</p> <p>The matter is pending with income tax authorities and follow up with income tax authorities is being made for release of refunds.</p>

Response to Provisional Comments for Consolidated Financial statements of IFCI Financial Services Limited for the year 2023-24 dated 16th July, 2024		
PC No.	Particulars	Reply of Management
<b>Balance Sheet:-</b>		
3	<p>Balance Sheet as at 31st March 2024  Assets Rs. 9088.50 lakhs  Current Assets Rs. 8099.88 lakhs  Cash and cash equivalents Rs. 1901.55 lakhs (Note 9)  Bank Balances other than above Rs. 3435.70 lakh  Guidance Note on Division II- Ind AS Schedule III to the Companies Act 2013 given by the Institute of Chartered Accountants of India, an investment which qualifies as Cash and cash equivalents has a short maturity of three months or less from the date of acquisition. This includes term deposits with banks that have an original maturity of three months or less. However, bank balances (including term deposits) held as margin money or security against borrowings are neither in the nature of demand deposits nor readily available for use by the company, and accordingly, do not meet the definition of cash and cash equivalents.  a. The above head 'Cash and cash equivalents' includes Rs. 436.99 lakh as Fixed deposits with deposit period more than one year. Hence cash and cash equivalents was overstated by Rs.436.99 lakh.  b. Further, fixed deposits with banks under lien marked with NCL amounted to Rs. 2670.11 lakhs which was classified under cash and cash equivalents. Since fixed deposit of Rs.1260 lakh was held as margin money the same should not be classified under cash and cash equivalents.  This resulted in overstatement of cash and cash equivalent by Rs.1696.99 lakh and understatement of bank balances other than cash and cash equivalents to the same extent.</p>	<p>In the Financial Statement, Note No.9, Cash and Bank Balances comprise:  (a) Cash and Cash Equivalents  (b) Bank balances other than Cash and Cash Equivalents.    (i) While preparing the Financial Statements, due to the formula error, Fixed Deposits with originally maturity for more than one year (Rs.436.99 lakh) has been wrongly grouped into Cash and Cash Equivalents instead of Bank balances other than Cash and Cash Equivalents without any intentions. However, we assure you that the management will take the necessary steps to ensure the accuracy of the classifications in the Financial Statements.  (ii) The Fixed Deposits under lien marked with NCL includes Rs.1260 lakhs (Originally maturity is less than three months) which is originally received from the clients for availing the exposure as per regulatory guidelines. As per the regulatory guidelines, all the client credit balances to be settled on the first Friday of every quarter. For the June 24 quarter, the said client credit balances are settled on 05th April 2024. As the deposit is originally maturity in less than three months which was liquidated for said settlement, we have treated this as Cash and Cash Equivalents.    The details of the lien earmarked on the Fixed Deposit has been disclosed as a footnote under the note 9.    We have adopted this compliance in Q1 of FY 2024-25 financial statements and henceforth we will ensure meticulous compliance.</p>
4	<p>ASSETS: Rs.9088.50 lakh  Non-Current Assets: Rs.988.62 lakh  Other Non-Current Assets: Note-6: Rs.367.27 Lakh  Balances with IT Authorities: Rs.351.41 lakh    The above Other Non-current assets head include Balances with Income Tax (IT) Authorities to an extent of Rs.312.96 lakh, being treated as refundable. However Income Tax Return (AY 2023-24) clarified that refund due to the company as '0'. Hence Rs.312.72 lakh cannot be treated as refundable and provision needs to be made for the amount depicted as Balance with Income tax Authorities.    In correct recognition as receivable resulted in overstatement of Other Non-current Assets and understatement of loss to the extent of Rs.312.96 lakh.</p>	<p>1. The other non-current assets include Balances with Income Tax (IT) Authorities to an extent of Rs.312.96 lakhs (TDS Refund). Breakup of the refund receivable amount of Rs.312.96 lakhs has been attached for your reference (Annexure 2).    2. We have filed the Loss return for the AY 2012-13 and assessment has been completed with Nil tax demand (Assessment Order enclosed as Annexure 3).    3. However, At the time of Income tax site migration, tax demand has been wrongly marked in the AY 2012-13 without any demand and Assessment Order. Consequently the wrong demand has been adjusted against our refund claims from the AY 2019-20 onwards, Hence for the AY 2023-24, after adjusting the refundable amount of Rs.18,74,079/-, the net refund due stated as Nil. (Copy attached as Annexure 4 for your reference). This issue has been addressed with Income Tax authority through our Tax consultants which is under progress and will be resolved.    The matter is pending with income tax authorities and follow up with income tax authorities is being made for release of refunds.</p>

**INDEPENDENT AUDITOR'S REPORT**

**TO THE MEMBERS OF M/S IFCI FINANCIAL SERVICES LIMITED**

**Report on the Standalone Financial Statements**

**Opinion**

We have audited the accompanying Standalone Financial Statements of **M/S IFCI FINANCIAL SERVICES LIMITED** ("the Company"), which comprise the balance sheet as at 31<sup>st</sup> March 2024, and the statement of Profit and Loss, statement of changes in equity and statement of cash flows for the year then ended, and notes to the Standalone Financial Statements, including a summary of significant accounting policies and other explanatory information (hereinafter referred to as "Standalone Financial Statements").

In our opinion and to the best of our information and according to the explanations given to us, the aforesaid Standalone Financial Statements give the information required by the Companies Act, 2013 ("the Act") in the manner so required and give a true and fair view in conformity with the Indian Accounting Standard prescribed under section 133 of the Act, read with the Companies (Indian Accounting Standards) Rules, 2015 as amended, ("Ind AS") and accounting principles generally accepted in India, of the state of affairs of the Company as at 31<sup>st</sup> March, 2024, and the **loss**, total Comprehensive Income, changes in equity and its cash flows for the year ended on that date.

**Basis for Opinion**

We conducted our audit in accordance with the Standards on Auditing (SAs) specified under section 143(10) of the Companies Act, 2013. Our responsibilities under those Standards are further described in the Auditor's Responsibilities for the Audit of the Standalone Financial Statements section of our report. We are independent of the Company in accordance with the Code of Ethics issued by the Institute of Chartered Accountants of India (ICAI) together with the ethical requirements that are relevant to our audit of the Standalone Financial Statements under the provisions of the Companies Act, 2013 and the Rules thereunder, and we have fulfilled our other ethical responsibilities in accordance with these requirements and the ICAI's Code of Ethics. We believe that the audit evidence we have obtained is sufficient and appropriate to provide a basis for our opinion on the Standalone Financial Statements.

**Key Audit Matters**

This Company is an unlisted public sector company (where the shareholding of the entities owned by the Government of India is more than 51%). We have observed that the transactions of the Company are not: (a) significant as compared to the size of operations of its Holding Company; (b) the transactions of the Company are not complex; and (c) of such nature to be of public interest. In view of the above, we are not mentioning any Key Audit Matters.

**Information Other than the Standalone Financial Statements and Auditor's Report Thereon**

The Company's Board of Directors is responsible for the other information. The other information comprises the information included in the Board's Report including Annexures to Board's Report but does not include the Standalone Financial Statements and our auditor's report thereon. Our opinion on the Standalone Financial Statements does not cover the other information and we do not express any form of assurance conclusion thereon.





In connection with our audit of the Standalone Financial Statements, our responsibility is to read the other information and, in doing so, consider whether the other information is materially inconsistent with the Standalone Financial Statements, or our knowledge obtained in the audit or otherwise appears to be materially misstated. If, based on the work we have performed, we conclude that there is a material misstatement of this other information, we are required to report that fact.

We have nothing to report in this regard.

**Responsibility of Management and Those Charged with Governance for the Standalone Financial Statements**

The Company's Board of Directors is responsible for the matters stated in section 134(5) of the Companies Act, 2013 ("the Act") with respect to the preparation of these Standalone Financial Statements that give a true and fair view of the financial position, financial performance (including other comprehensive income), changes in equity and cash flows of the Company in accordance with the accounting principles generally accepted in India, including the Indian accounting Standards (Ind AS) specified under section 133 of the Act read with the Companies (Indian Accounting Standards) Rules, 2015, as amended. This responsibility also includes maintenance of adequate accounting records in accordance with the provisions of the Act for safeguarding of the assets of the Company and for preventing and detecting frauds and other irregularities; selection and application of appropriate implementation and maintenance of accounting policies; making judgements and estimates that are reasonable and prudent; and design, implementation and maintenance of adequate internal financial controls, that were operating effectively for ensuring the accuracy and completeness of the accounting records, relevant to the preparation and presentation of the financial statement that give a true and fair view and are free from material misstatement, whether due to fraud or error.

In preparing the Standalone Financial Statements, Board of Directors is responsible for assessing the Company's ability to continue as a going concern, disclosing, as applicable, matters related to going concern and using the going concern basis of accounting unless Board of Directors either intends to liquidate the Company or to cease operations, or has no realistic alternative but to do so.


Those Board of Directors are also responsible for overseeing the Company's financial reporting process.

**Auditor's Responsibilities for the Audit of Standalone Financial Statements**

Our objectives are to obtain reasonable assurance about whether the Standalone Financial Statements as a whole are free from material misstatement, whether due to fraud or error, and to issue an auditor's report that includes our opinion. Reasonable assurance is a high level of assurance, but is not a guarantee that an audit conducted in accordance with SAs will always detect a material misstatement when it exists. Misstatements can arise from fraud or error and are considered material if, individually or in the aggregate, they could reasonably be expected to influence the economic decisions of users taken on the basis of these Standalone Financial Statements.

As part of an audit in accordance with SAs, we exercise professional judgment and maintain professional skepticism throughout the audit. We also:

- Identify and assess the risks of material misstatement of the Standalone Financial Statements, whether due to fraud or error, design and perform audit procedures responsive to those risks, and obtain audit evidence that is sufficient and appropriate to provide a basis for our opinion. The risk of not detecting a material misstatement resulting from fraud is higher than for one resulting from error, as fraud may involve collusion, forgery, intentional omissions, misrepresentations, or the override of internal control.





- Obtain an understanding of internal control relevant to the audit in order to design audit procedures that are appropriate in the circumstances. Under section 143(3)(i) of the Companies Act, 2013, we are also responsible for expressing our opinion on whether the company has internal financial controls with reference to Standalone Financial Statements in place and the operating effectiveness of such controls.
- Evaluate the appropriateness of accounting policies used and the reasonableness of accounting estimates and related disclosures made by management.
- Conclude on the appropriateness of management's use of the going concern basis of accounting and, based on the audit evidence obtained, whether a material uncertainty exists related to events or conditions that may cast significant doubt on the Company's ability to continue as a going concern. If we conclude that a material uncertainty exists, we are required to draw attention in our auditor's report to the related disclosures in the Standalone Financial Statements or, if such disclosures are inadequate, to modify our opinion. Our conclusions are based on the audit evidence obtained up to the date of our auditor's report. However, future events or conditions may cause the Company to cease to continue as a going concern.
- Evaluate the overall presentation, structure, and content of the Standalone Financial Statements, including the disclosures, and whether the Standalone Financial Statements represent the underlying transactions and events in a manner that achieves fair presentation.

We communicate with those charged with governance regarding, among other matters, the planned scope and timing of the audit and significant audit findings, including any significant deficiencies in internal control that we identify during our audit.

We also provide those charged with governance with a statement that we have complied with relevant ethical requirements regarding independence, and to communicate with them all relationships and other matters that may reasonably be thought to bear on our independence, and where applicable, related safeguards.

#### **Report on Other Legal and Regulatory Requirements**

1. As required by the Companies (Auditor's Report) Order, 2020 ("the Order"), issued by the Central Government of India in terms of sub-section (11) of section 143 of the Companies Act, 2013, we give in the "**Annexure 1**" a statement on the matters specified in the paragraphs 3 and 4 of the Order, to the extent applicable.
2. We are enclosing our report in terms of section 143(5) of the Act, on the basis of such checks of the books and records of the company as we considered appropriate and according to the information and explanation given to us, in "**Annexure 2**" on the directions issued by the Comptroller and Auditors General of India.
3. As required by Section 143(3) of the Act, we report that:
  - a) We have sought and obtained all the information and explanations which to the best of our knowledge and belief were necessary for the purposes of our audit.
  - b) In our opinion, proper books of account as required by law have been kept by the Company so far as it appears from our examination of those books.



- c) The Balance Sheet, the Statement of Profit and Loss including other comprehensive Income, the Statement of Changes in Equity and the Cash Flow Statement dealt with by this Report are in agreement with the books of account.
- d) In our opinion, the aforesaid Standalone Financial Statements comply with the Indian Accounting Standards specified under Section 133 of the Act, read with Rule 7 of the Companies (Accounts) Rules, 2014.
- e) We have been informed that the provisions of the section 164(2) of the Act in respect of the disqualification of directors are not applicable to the Company, being a Government Company in terms of notification no. G.S.R. 463(E) dated June 5, 2015 issued by the Ministry of Corporate Affairs, Government of India.
- f) With respect to the adequacy of the Internal Financial Controls with reference to Standalone Financial Statements of the Company and the operating effectiveness of such controls, refer to our separate Report in "**Annexure 3**". Our Report expressed an unmodified opinion on the adequacy and operating effectiveness of the Company's internal financial controls with reference to Standalone Financial Statements.
- g) With respect to the matter to be included in the Auditors' Report under Section 197(16) of the Act, in our opinion and according to the information and explanation given to us, the provisions of section 197 of the Act are not applicable as the Company is a Government Company.
- h) With respect to the other matters to be included in the Auditor's Report in accordance with Rule 11 of the Companies (Audit and Auditors) Rules, 2014, in our opinion and to the best of our information and according to the explanations given to us:
- i. The Company has disclosed the impact of pending litigations on its financial position in its Standalone Financial Statements – Refer Note 28 of the Notes forming part of Standalone Financial Statements.
- ii. The Company did not have any long-term contracts including derivative contracts for which there were any material foreseeable losses
- iii. There were no amounts which were required to be transferred to the Investor Education and Protection Fund by the Company.
- iv. (a) The Board of Directors of the Company have represented that, to the best of its knowledge and belief, other than as disclosed in the notes to the accounts, no funds have been advanced or loaned or invested (either from borrowed funds or share premium or any other sources or kind of funds) by the Company to or in any other person(s) or entity(ies), including foreign entities ("Intermediaries"), with the understanding, whether recorded in writing or otherwise, that the Intermediary shall, whether, directly or indirectly lend or invest in other persons or entities identified in any manner whatsoever by or on behalf of the Company ("Ultimate Beneficiaries") or provide any guarantee, security or the like on behalf of the Ultimate Beneficiaries;





- (b) The Board of Directors of the Company have represented, that, to the best of its knowledge and belief, other than as disclosed in the notes to the accounts, no funds have been received by the company from any person(s) or entity(ies), including foreign entities ("Funding Parties"), with the understanding, whether recorded in writing or otherwise, that the Company shall, whether, directly or indirectly, lend or invest in other persons or entities identified in any manner whatsoever by or on behalf of the Funding Party ("Ultimate Beneficiaries") or provide any guarantee, security or the like on behalf of the Ultimate Beneficiaries; and
- (c) Based on such audit procedures that were considered reasonable and appropriate in the circumstances, nothing has come to our notice that has caused us to believe that the representations made by the Board of Directors of the Company under sub-clause (a) and (b) hereinabove contain any material misstatement.
- v. No dividend has been declared or paid during the year by the Company.
- vi. The Company has been using two accounting software viz **LIDHA DIDHA (LD)** and **Tally** Accounting Software for maintenance of its books of account and these softwares have the feature of recording audit trail (edit log) facility. The facility of audit trail (edit log) has been operated through out the for year in case of LIDHA DIDHA (LD) software, whereas in the case of Tally software it has been operated with effect from 16<sup>th</sup> September 2023 for recording of all transactions without tampering its feature. *The audit trail has been preserved by the company as per the statutory requirements for record retention*



*J. Sivakumar*

Place: Chennai  
Date: 26.04.2024

**Sivakumar Jayavelu**  
Partner – M.No. 217774  
**V.KRISHNAN & CO.,**  
Chartered Accountants  
FRN: 001541S  
UDIN: 24217774BKAMWJ2745

**ANNEXURE-1 to the INDEPENDENT AUDITOR'S REPORT:**

*(Referred to in Paragraph 1 under 'Report on Other Legal and Regulatory Requirements' section of our report of even date to the members of **IFCI FINANCIAL SERVICES LIMITED** on the Standalone Financial Statements for the year ended 31<sup>st</sup> March 2024)*

- i) In respect of Plant & Machinery:
- (a) i. The Company has maintained proper records showing full particulars, including quantitative details and situation of property, plant and equipment.
  - ii. The Company has maintained proper records showing full particulars of Intangible assets
- (b) Property, Plant and Equipment have been physically verified by the management at reasonable intervals which, in our opinion, is reasonable having regard to the size of the Company and the nature of its assets. No material discrepancies were noticed on such verification.
- (c) According to the information and explanations given to us, the Company does not own any immovable properties. Therefore, the provisions of sub clause (c) of clause (i) of Paragraph 3 of CARO 2020 are not applicable
- (d) The Company has not revalued its Property, Plant and Equipment or Intangible Assets or both during the year.
- (e) As per explanations provided to us, there are no proceedings initiated or are pending against the Company for holding any benami property under the Benami Transactions (Prohibition) Act, 1988. Therefore, the provisions of sub clause (e) of clause (i) of Paragraph 3 of CARO 2020 are not applicable.
- (ii) In respect of inventories:
- (a) The Company is in the service industry and consequently do not hold any inventory. Therefore, the provisions of sub clause (a) of clause (ii) of Paragraph 3 of CARO 2020 are not applicable
  - (b) The Company has not been sanctioned any working capital limits in excess of five crore rupees, in aggregate, from banks or financial institutions on the basis of security of current assets. Therefore, the provisions of sub clause (b) of clause (ii) of Paragraph 3 of CARO 2020 are not applicable.
- (iii) The Company during the current year has not provided any guarantee or security or granted any loans or advances in the nature of loans, secured or unsecured, to companies, firms, Limited Liability Partnerships or any other parties. Therefore, the provisions of sub clause (a), (c) to (f) of clause (iii) of Paragraph 3 of CARO 2020 are not applicable. With regard to the investment made by the Company, in our opinion and according to the intimation and explanations given to us the said investments are not prejudicial to the interest of the Company.





Annexure -1 Page 2

- (iv) In our opinion the Company has complied with the provisions of section 186 of the Act, with respect to making investments. The Company has not given any loan or guarantee or provided any security to any party covered under Section 185 of the Act.
- (v) In our opinion, and according to the information and explanations given to us, the Company has not accepted any deposit from the public within the meaning of section 73 to 76 or any other relevant provisions of the Companies Act and the rules framed there under, wherever applicable. Therefore, the provisions of clause (v) of Paragraph 3 of the CARO 2020 are not applicable.
- (vi) The Central Government has not prescribed the maintenance of cost records under section 148(1) of the Companies Act, 2013 for any of the services rendered by the Company. Therefore, the provisions of clause (vi) of Paragraph 3 of CARO 2020 are not applicable.
- (vii) In respect of statutory dues:
- (a) According to the information and explanations given to us and on the basis of our examination of the books of accounts, the Company has been regular in depositing undisputed statutory dues including Goods and Services Tax, Provident Fund, Employees' State Insurance, Income Tax, Sales Tax, Duty of Customs, Duty of Excise, Value Added Tax, cess and any other material statutory dues. Further, there were no undisputed amounts payable in respect of the aforesaid statutory dues in arrears as at 31<sup>st</sup> March 2024 for a period of more than six months.
- (b) According to the information and explanations given to us and as per the books of accounts there are no dues of Income Tax or Sales Tax or Service Tax or Duty of Customs or Duty of Excise or Value Added Tax or Goods and Services Tax that have not been deposited as on 31<sup>st</sup> March, 2024 with the appropriate authorities on account of any dispute except as stated below:

Sl. No	Name of the Statute	Nature of Dues	Amounts Involved (Rs.)	Period to which the amount relates (Financial Year)	Forum where disputed is pending
1	Income Tax Act, 1961	Income tax	3,46,240	2014-15	CIT (Appeals)
2			3,59,690	2015-16	
3			9,000	2017-18	



**Annexure -1 – Page 3**

- (viii) As per the explanations provided to us, there were no transactions which are not recorded in the books of account that have been surrendered or disclosed as income during the year in the tax assessments under the Income Tax Act, 1961.
- (ix) With respect to Repayment of loans and other borrowings:
- (a) The Company has not defaulted in repayment of loans or other borrowings or in the payment of interest thereon to any lender.
  - (b) The Company has not been declared as willful defaulter by any bank or financial institution or other lender.
  - (c) The Company has not obtained any Term Loans.
  - (d) Based on our examination of the books of the Company, no funds were raised on short term basis which have been utilized for long term purposes.
  - (e) The Company has not taken any funds from any entity or person on account of or to meet the obligations of its subsidiaries, associates, or joint ventures.
  - (f) The Company has not raised any loans during the year on the pledge of securities held in its subsidiaries, joint ventures, or associate companies.
- Therefore, the provisions of sub clause (a) to (f) of clause (ix) of Paragraph 3 of CARO 2020 are not applicable
- (x) With respect to Public Offers and allotment of shares:
- (a) The Company has not raised any moneys by way of Initial Public offer or further public offer (including debt instruments).
  - (b) The Company has not made any preferential allotment or private placement of shares or convertible debentures (fully, partially, or optionally convertible) during the year.
- Therefore, the provisions of sub clause (a) & (b) of clause (x) of Paragraph 3 of CARO 2020 are not applicable.
- (xi) With respect to Fraud:
- (a) No material fraud by the Company or any fraud on the Company has been noticed or reported during the course of our audit.
  - (b) There are no reports filed under sub-section (12) of section 143 of the Companies Act in Form ADT-4 as prescribed under rule 13 of Companies (Audit and Auditors) Rules, 2014 with the Central Government.
  - (c) There were no whistle-blower complaints received during the year by the Company.
- Therefore, the provisions of sub clause (a) to (c) of clause (xi) of Paragraph 3 of CARO 2020 are not applicable.
- (xii) In our opinion, the Company is not a Nidhi Company. Hence, reporting under sub clause (a) to (c) of clause (xii) of Paragraph 3 of CARO 2020 is not applicable to the Company.
- (xiii) In our opinion, the Company is in compliance with Section 177 and 188 of the Companies Act, where applicable, for all transactions with the related parties and the details of related party transactions have been disclosed in Note 30 to the standalone financial statements as required by the applicable accounting standards.





- (xiv) Since neither the paid up share capital is greater than rupees fifty crores during the previous financial year nor the turnover is greater than rupees two hundred crores during previous financial year nor outstanding loans/borrowings from banks/public financial institutions is greater or equal to one hundred crore rupees at any time during the previous financial year nor outstanding deposits is greater or equal to twenty five crore rupees at any time during the previous financial year, the Company is not required have an internal audit system which commensurate with the size and nature of its business. Therefore, reporting under sub clause (a) & (b) of clause (xiv) of Paragraph 3 of CARO 2020 is not required.
- (xv) The Company has not entered in any non-cash transactions with its directors or persons connected with them. Therefore, reporting under clause (xv) of Paragraph 3 of CARO 2020 is not required.
- (xvi) The Company is not a Non-Banking Finance Company; and is not required to register under section 45-IA of Reserve Bank of India Act, 1934. Therefore, the reporting of sub clause (a) to (d) of clause (xvi) of Paragraph 3 of CARO 2020 are not applicable.
- (xvii) The Company has incurred a cash loss of Rs. 1,09,21,123/- during the financial year and Rs.88,67,901/- in the immediately preceding financial year.
- (xviii) There has not been any change in Statutory Auditors during the year on account of resignation, Therefore, reporting under clause (xviii) of Paragraph 3 of CARO 2020 is not required.
- (xix) On the basis of the financial ratios, ageing and expected dates of realization of financial assets and payment of financial liabilities, other information accompanying the standalone financial statements and our knowledge of the Board of Directors and Management plans and based on our examination of the evidence supporting the assumptions, nothing has come to our attention, which causes us to believe that any material uncertainty exists as on the date of the audit report indicating that Company is not capable of meeting its liabilities existing at the date of balance sheet as and when they fall due within a period of one year from the balance sheet date. We, however, state that this is not an assurance as to the future viability of the Company. We further state that our reporting is based on the facts up to the date of the audit report and we neither give any guarantee nor any assurance that all liabilities falling due within a period of one year from the balance sheet date, will get discharged by the Company as and when they fall due.
- (xx) Since the provisions of Section 135 of the Companies Act, 2013 is not applicable to the Company, the reporting under sub clause (a) and (b) of clause (xx) of Paragraph 3 of the CARO 2020 are not applicable.





Annexure – 1 Page 5

(xxi)

Since the Company is preparing consolidated financial statement, the reporting of clause (xxi) of Paragraph 3 of the CARO 2020 are done in the independent auditors report on consolidated financial statements.

Place: Chennai  
Date: 26.04.2024



**Sivakumar Jayavelu**  
Partner – 217774

**V.KRISHNAN & CO.,**  
Chartered Accountants

FRN: 001541S

UDIN: 24217774BKAMWJ2745

**ANNEXURE-2 to the INDEPENDENT AUDITOR'S REPORT:**

**REPORT ON THE DIRECTIONS ISSUED BY THE COMPTROLLER AND AUDITOR GENERAL OF INDIA UNDER SECTION 143(5) OF THE COMPANIES ACT, 2013**

*(Referred in paragraph 2 of the INDEPENDENT AUDITOR'S REPORT of even date on the standalone financial statements of M/s. IFCI FINANCIAL SERVICES LIMITED for the year ended 31.03.2024)*

S.No.	GENERAL DIRECTIONS	AUDITOR'S COMMENT
1.	Whether the company has system in place to process all the accounting transactions through IT system? If yes, the implications of processing of accounting transactions outside IT system on the integrity of the accounts along with the financial implications, if any, may be stated.	The Company has a system in place to process all the accounting transactions through its IT systems with the support of accounting software – <b>LIDHA DIDHA (LD)</b> and <b>Tally accounting software</b> . The main activity is accounting for brokerage income earned from clients trading in equities and derivatives which are updated on a daily basis based on the trades carried through the exchange with the support of file / data shared by the exchanges. In respect of payroll related data, based on the files received from payroll department entries are uploaded periodically / monthly in the respective ledger accounts in the accounting software. Other administrative and routine entries are passed through the accounting software with appropriate menu-based operations. Based on the verification carried out by us during the course of our audit we have not come across any discrepancies in processing of accounting transactions outside the IT systems which has a significant implications on the integrity of accounts.
2.	Whether there is any restructuring of any existing loan or cases of waiver / write off of debts / loans / interest, etc. made by a lender to the company due to company's inability to repay the loan? If yes, the financial impact may be stated.	As per the information and explanations given to us the Company has not made any borrowings where there was any restricting of loans or waiver of loans.
3.	Whether funds received / receivable for specific schemes from Central / State Government or its agencies were properly accounted for / utilized as per its terms and conditions? List the cases of deviation.	As per the information and explanations given to us the Company has neither received any funds nor is receivable for specific schemes from Central / State Government or its agencies.

Place: Chennai  
Date: 26.04.2024



  
**Sivakumar Jayavelu**  
Partner – 217774  
**V.KRISHNAN & CO.,**  
Chartered Accountants  
FRN: 001541S  
UDIN: 24217774BKAMWJ2745



**ANNEXURE-3 to the INDEPENDENT AUDITOR'S REPORT:**

**REPORT ON THE INTERNAL FINANCIAL CONTROLS with reference to STANDALONE FINANCIAL STATEMENTS UNDER CLAUSE (i) OF SUBSECTION 3 OF SECTION 143 OF THE COMPANIES ACT, 2013 ("the Act")**

*(Referred to in point (f) of Paragraph 3 under 'Report on Other Legal and Regulatory Requirements' section of our report of even date to the members of **M/S IFCI FINANCIAL SERVICES LIMITED** on the Standalone Financial Statements for the year ended 31<sup>st</sup> March 2024)*

We have audited the internal financial controls with reference to Standalone Financial Statements of **IFCI FINANCIAL SERVICES LIMITED** as of 31<sup>st</sup> March 2024 in conjunction with our audit of the Standalone Financial Statements for the year ended on that date.

**Management's Responsibility for Internal Financial Controls**

The Company's management is responsible for establishing and maintaining internal financial controls with reference to Standalone Financial Statements based on the criteria established by the Company considering the essential components of Internal Control stated in the Guidance Note on Audit of Internal Controls over Financial Reporting issued by Institute of Chartered Accountants of India. These responsibilities include the design, implementation and maintenance of adequate internal financial controls that were operating effectively for ensuring the orderly and efficient conduct of its business, including adherence to company's policies, the safeguarding of its assets, the prevention and detection of frauds and errors, the accuracy and completeness of the accounting records, and the timely preparation of reliable financial information, as required under the Act.

**Auditors' Responsibility**

Our responsibility is to express an opinion on the Company's internal financial controls with reference to Standalone Financial Statements based on our audit. We conducted our audit in accordance with the Standards on Auditing, issued by ICAI and deemed to be prescribed under section 143(10) of the Act and the Guidance Note on Audit of Internal Financial Controls Over Financial Reporting (the "Guidance Note"), to the extent applicable to an audit of internal financial controls with reference to Standalone Financial Statements. Those Standards and the Guidance Note require that we comply with ethical requirements and plan and perform the audit to obtain reasonable assurance about whether adequate internal financial controls with reference to Standalone Financial Statements was established and maintained and if such controls operated effectively in all material respects.

Our audit involves performing procedures to obtain audit evidence about the adequacy of the internal financial controls system with reference to Standalone Financial Statements and their operating effectiveness. Our audit of internal financial controls with reference to Standalone Financial Statements includes obtaining an understanding of internal financial controls with reference to Standalone Financial Statements, assessing the risk that a material weakness exists, and testing and evaluating the design and operating effectiveness of internal control based on the assessed risk. The procedures selected depend on the auditor's judgment, including the assessment of the risks of material misstatement of the financial statements, whether due to fraud or error.

We believe that the audit evidence we have obtained is sufficient and appropriate to provide a basis for our audit opinion on the Company's internal financial controls system with reference to Standalone Financial Statements.



**Meaning of Internal Financial Controls with reference to Standalone Financial Statements**

A company's internal financial control with reference to Standalone Financial Statements is a process designed to provide reasonable assurance regarding the reliability of financial reporting and the preparation of Standalone Financial Statements for external purposes in accordance with generally accepted accounting principles. A company's internal financial control with reference to Standalone Financial Statements includes those policies and procedures that:

- (1) Pertain to the maintenance of records that, in reasonable detail, accurately and fairly reflect the transactions and dispositions of the assets of the Company.
- (2) Provide reasonable assurance that transactions are recorded as necessary to permit preparation of Standalone Financial Statements in accordance with generally accepted accounting principles, and that receipts and expenditures of the company are being made only in accordance with authorizations of management and directors of the company; and
- (3) Provide reasonable assurance regarding prevention or timely detection of unauthorized acquisition, use, or disposition of the company's assets that could have a material effect on the financial statements.

**Inherent Limitations of Internal Financial Controls with reference to Standalone Financial Statements**

Because of the inherent limitations of internal financial controls with reference to Standalone Financial Statements, including the possibility of collusion or improper management override of controls, material misstatements due to error or fraud may occur and not be detected. Also, projections of any evaluation of the internal financial controls with reference to Standalone Financial Statements to future periods are subject to the risk that the internal financial control with reference to Standalone Financial Statements may become inadequate because of changes in conditions, or that the degree of compliance with the policies or procedures may deteriorate.

**Opinion**

In our opinion, to the best of our information and according to the explanations given to us, the Company has, in all material respects, an adequate internal financial controls system with reference to Standalone Financial Statements and such internal financial controls with reference to Standalone Financial Statements were operating effectively as at 31<sup>st</sup> March, 2024, based on the internal controls with reference to financial statements criteria established by the Company considering the essential components of internal control stated in the Guidance Note issued by the Institute of Chartered Accountants of India.

Place: Chennai  
Date: 26.04.2024



**Sivakumar Jayavelu**  
Partner – 217774

**V.KRISHNAN & CO.,**  
Chartered Accountants

FRN: 001541S

UDIN: 24217774BKAMWJ2745

**IFCI Financial Services Limited**  
**Balance Sheet as at March 31, 2024**

(All amounts are in Indian Rupees in Lakhs , unless otherwise stated)

(in ₹ Lakhs)

	Note	March 31, 2024	March 31, 2023
<b>ASSETS</b>			
<b>1. Non-Current assets</b>			
(a) Property, Plant and Equipment	2	60.13	73.04
(b) Other Intangible Assets	3	23.48	26.39
(c) Financial Assets		-	-
- Investments	4	3,587.69	3,614.54
- Other Financial Assets	5	96.83	76.13
(d) Other Non-Current Assets	6	326.36	377.30
<b>Total Non-Current Assets</b>		<b>4,094.49</b>	<b>4,167.40</b>
<b>2. Current assets</b>			
(a) Financial Assets			
- Investments	7	-	-
- Trade Receivables	8	186.60	177.65
- Cash and Cash equivalents	9	1,881.30	2,593.56
- Bank balances other than above		1,214.68	161.93
- Other Financial Assets	5	1,588.47	1,341.27
(b) Other Current Assets	10	84.92	96.98
<b>Total Current Assets</b>		<b>4,955.97</b>	<b>4,371.39</b>
<b>Total Assets</b>		<b>9,050.46</b>	<b>8,538.79</b>
<b>EQUITY AND LIABILITIES</b>			
<b>Equity</b>			
(a) Equity Share Capital	11	4,153.37	4,153.37
(b) Other Equity		2,310.17	2,488.70
<b>Total Equity</b>		<b>6,463.54</b>	<b>6,642.07</b>
<b>Liabilities</b>			
<b>1. Non-Current Liabilities</b>			
(a) Financial Liabilities			
- Other Financial Liability	12	40.79	37.14
(b) Provisions	15	73.41	72.18
(c) Deferred Tax Liabilities (net)		-	-
<b>Total Non-Current Liabilities</b>		<b>114.20</b>	<b>109.32</b>
<b>2. Current Liabilities</b>			
(a) Financial Liabilities			
- Trade Payables	13		
Total outstanding dues of micro enterprises and small enterprises		-	-
Total outstanding dues of creditors other than micro enterprises and small enterprises		2,368.67	1,681.76
- Other Financial Liabilities	12	6.28	17.22
(b) Other Current Liabilities	14	87.95	82.66
(c) Provisions	15	9.82	5.76
<b>Total Current Liabilities</b>		<b>2,472.72</b>	<b>1,787.40</b>
<b>Total Equity and Liabilities</b>		<b>9,050.46</b>	<b>8,538.79</b>

The Accompanying Notes form an integral part of the Financial Statements

As per our attached Report of even date

**For V. KRISHNAN & CO**  
Chartered Accountants  
Firm Regd No. 001541S

for and on behalf of the Board of Directors of  
**IFCI Financial Services Limited**  
CIN: U74899DL1995GOI064034

-Sd-

-Sd-

**J. Sivakumar**  
Partner  
M.No : 217774

**S Karpagam**  
Managing Director  
DIN: 09755388

**Atul Saxena**  
Nominee Director  
DIN: 02698585

-Sd-

-Sd-

**JM Sathyavathi**  
Company Secretary  
M.No : A43618

**A V Pushparaj**  
Chief Financial Officer

Place : Chennai  
Date: April 26, 2024

Place: Chennai  
Date: April 26, 2024



IFCI Financial Services Limited			
Statement of Profit and Loss for the year ended March 31, 2024			
(All amounts are in Indian Rupees in Lakhs , unless otherwise stated)			
			(in ₹ Lakhs)
	Notes	March 31, 2024	March 31, 2023
Revenue from Operation	16	1,301.87	1,424.08
Other Income	17	244.11	238.06
<b>Total Income</b>		<b>1,545.98</b>	<b>1,662.14</b>
<b>Expenses</b>			
Operational Expense	18	525.99	547.82
Employee Benefit Expenses	19	682.19	744.86
Finance Costs	20	0.26	0.51
Depreciation and Amortisation Expense	21	18.47	16.53
Other Expenses	22	446.76	457.62
Impairment on Financial Instruments (including Bad Debts written off)	24	36.78	39.39
Impairment of Investment in Subsidiary Companies	4	26.85	237.69
<b>Total Expenses</b>		<b>1,737.30</b>	<b>2,044.42</b>
<b>Profit/(Loss) before exceptional item and Tax</b>		(191.32)	(382.28)
<b>Profit/(Loss) before Income Tax Expense</b>		(191.32)	(382.28)
Current Tax		-	-
Deferred Tax		-	-
<b>Income Tax Expense</b>		-	-
<b>Profit(Loss) after Tax</b>		(191.32)	(382.28)
<b>Other Comprehensive Income</b>			
<b>Items that will not be reclassified subsequently to profit or loss</b>			
Remeasurements of Defined Benefit Liability (Asset)		12.77	(47.08)
Income tax relating to items that will not be reclassified to profit or loss		-	-
<b>Net other comprehensive income not to be reclassified subsequently to profit or loss</b>		<b>12.77</b>	<b>(47.08)</b>
Items that will be reclassified subsequently to profit or loss		-	-
<b>Other Comprehensive Income for the year, net of income tax expense</b>		<b>12.77</b>	<b>(47.08)</b>
<b>Total Comprehensive Income</b>		(178.55)	(429.36)
<b>Earnings per Share</b>			
Basic and diluted earnings per share (in ₹)	25	(0.46)	(0.92)
The Accompanying Notes form an integral part of the Financial Statements			
As per our attached Report of even date		for and on behalf of the Board of Directors of	
For V. KRISHNAN & CO		IFCI Financial Services Limited	
Chartered Accountants		CIN: U74899DL1995GOI064034	
Firm Regd No. 001541S			
		-Sd-	
		-Sd-	
J. Sivakumar		S Karpagam	
Partner		Managing Director	
M.No : 217774		DIN: 09755388	
		Atul Saxena	
		Nominee Director	
		DIN: 02698585	
		-Sd-	
		-Sd-	
		JM Sathyavathi	
		Company Secretary	
		M.No : A43618	
		A V Pushparaj	
		Chief Financial Officer	
Place : Chennai		Place: Chennai	
Date: April 26, 2024		Date: April 26, 2024	

**IFCI Financial Services Limited****Cash flow statement for the year ended March 31, 2024***(All amounts are in Indian Rupees in Lakhs , unless otherwise stated)***(in ₹ Lakhs)**

	<b>March 31, 2024</b>	<b>March 31, 2023</b>
<b><u>Cash flow from operating activities</u></b>		
Net Profit / (Loss) before Tax	(191.30)	(382.29)
	-	-
<b><u>Adjustments for:-</u></b>		
Depreciation	18.47	16.53
Finance Costs	0.26	0.51
Fair value change in Investment	-	-
Net Gain on Sale of Investments	-	(0.02)
Interest income	(126.91)	(90.13)
Impairment of Receivables	36.78	39.39
Impairment of Investment	26.85	237.69
Remeasurements of Defined Benefit Liability	12.77	(47.08)
Profit on Sale of Fixed assets	(0.25)	-
Loss on scrapped asset	-	-
Operating Cash Flow before Working Capital Changes	<b>(223.33)</b>	<b>(225.40)</b>
<b><u>Adjustments for:</u></b>		
(Increase) / Decrease in Trade Receivables	(45.73)	282.39
(Increase) / Decrease in Other current Assets	12.06	(62.40)
Increase / (Decrease) in Trade Payable	686.93	(1,076.50)
Increase / (Decrease) in Other Current Liabilities	5.28	(13.11)
Increase / (Decrease) in Provisions	5.29	5.77
(Increase) / Decrease in Financial Asset	(267.89)	701.81
(Increase) / Decrease in Fixed Deposits	(1,052.75)	1,013.15
Increase / (Decrease) in Financial Liability	(7.28)	1.73
Cash generated from Operating Activities	<b>(887.42)</b>	<b>627.44</b>
Income Taxes Paid (Net of Refunds)	64.34	(15.15)
Net Cash from Operating Activities <b>(A)</b>	<b>(823.08)</b>	<b>612.29</b>
<b><u>Cash Flow from Investing Activities</u></b>		
Purchase of Property, Plant and Equipment	(2.72)	(18.27)
Purchase of Intangible Assets	-	-
Sale of Fixed Assets	0.33	-
Sale of Current Investment	-	0.57
Gratuity Fund Asset	(13.40)	41.01
Interest received	126.91	90.13
Net Cash used in Investing Activities <b>(B)</b>	<b>111.12</b>	<b>113.44</b>
<b><u>Cash flow from Financing Activities</u></b>		
Receipt of short-term borrowings	-	-
Repayment of short-term borrowings	-	-
Interest Expense	(0.26)	(0.51)
Net Cash from Financing Activities <b>(C)</b>	<b>(0.26)</b>	<b>(0.51)</b>
Net Increase/ (Decrease) in Cash and Cash Equivalents <b>(A + B + C)</b>	<b>(712.26)</b>	<b>725.24</b>
Cash and Cash Equivalents at the beginning of the year	2,593.56	1,868.32
Cash and Cash Equivalents at the end of the year	<b>1,881.30</b>	<b>2,593.56</b>
Reconciliation of Cash and Cash Equivalents as per the Cash Flow Statement		
Balance with Banks in Current Accounts	184.23	824.20
Cash on Hand	0.08	0.05
Fixed Deposit with original maturity of less than three months	1,696.99	1,769.31
	<b>1,881.30</b>	<b>2,593.56</b>

\* Fixed deposits with banks under (i) lien marked with NCL amounted to ₹ 2,670.11 Lakhs for meeting the margin requirements for trading in various portfolios and (ii) Base minimum capital with exchanges amounted to ₹ 44.67 Lakhs with NSE & BSE exchanges

*The Accompanying Notes form an integral part of the Financial Statements*

*As per our attached Report of even date*

**For V. KRISHNAN & CO**

**Chartered Accountants**

**Firm Regd No. 001541S**

*for and on behalf of the Board of Directors of*

**IFCI Financial Services Limited**

**CIN: U74899DL1995GOI064034**

**-Sd-**

**J. Sivakumar**

**Partner**

**M.No : 217774**

**S Karpagam**

**Managing Director**

**DIN: 09755388**

**-Sd-**

**Atul Saxena**

**Nominee Director**

**DIN: 02698585**

**-Sd-**

**JM Sathyavathi**

**Company Secretary**

**M.No : A43618**

**-Sd-**

**A V Pushparaj**

**Chief Financial Officer**

**Place : Chennai**

**Date: April 26, 2024**

**Place: Chennai**

**Date: April 26, 2024**



IFCI Financial Services Limited  
Statements of Changes in Equity for the year ended March 31, 2024  
(All amounts are in Indian Rupees in Lakhs , unless otherwise stated)

	Equity Share capital	Securities Premium Reserve	General Reserve	Amalgamation Reserve	Retained Earnings	Other Comprehensive Income	Total
Balance at the beginning of the reporting period, April 01, 2022	4,153.37	4,516.44	91.80	97.64	(1,787.81)	-	7,071.44
Changes in equity share capital due to prior period errors	-	-	-	-	-	-	-
Restated balance at the beginning of the reporting period, April 01, 2022	4,153.37	4,516.44	91.80	97.64	(1,787.81)	-	7,071.44
Profit or Loss for the period	-	-	-	-	(382.29)	-	(382.29)
Other Comprehensive Income (net of tax)	-	-	-	-	-	(47.08)	(47.08)
Balance as at March 31, 2023	4,153.37	4,516.44	91.80	97.64	(2,170.10)	(47.08)	6,642.07
Balance at the beginning of the reporting period, April 01, 2023	4,153.37	4,516.44	91.80	97.64	(2,170.10)	(47.08)	6,642.07
Changes in equity share capital due to prior period errors	-	-	-	-	-	-	-
Restated balance at the beginning of the reporting period, April 01, 2023	4,153.37	4,516.44	91.80	97.64	(2,217.18)	-	6,642.07
Profit or Loss for the period	-	-	-	-	(191.32)	-	(191.32)
Other Comprehensive Income (net of tax)	-	-	-	-	-	12.77	12.77
Balance as at March 31, 2024	4,153.37	4,516.44	91.80	97.64	(2,408.50)	12.77	6,463.52

The Accompanying Notes form an integral part of the Financial Statements

As per our attached Report of even date  
For V. KRISHNAN & CO  
Chartered Accountants  
Firm Regd No. 001541S

for and on behalf of the Board of Directors of  
IFCI Financial Services Limited  
CIN: U74899DL1995GOI064034

-Sd-

-Sd-

J. Sivakumar  
Partner  
M.No : 217774

S Karpagam  
Managing Director  
DIN: 09755388

Atul Saxena  
Nominee Director  
DIN: 02698585

-Sd-

-Sd-

JM Sathyavathi  
Company Secretary  
M.No : A43618

A V Pushparaj  
Chief Financial Officer

Place : Chennai  
Date: April 26, 2024

Place: Chennai  
Date: April 26, 2024

**IFCI Financial Services Limited****Notes to the financial statements**

(All amounts are in Indian Rupees in Lakhs , unless otherwise stated)

**1 Significant Accounting Policies****A Reporting Entity**

IFCI Financial Services Limited (IFIN) was incorporated on June 04, 1995, by IFCI Ltd., to provide a wide range of financial products and services to investors, institutional and retail. IFIN is primarily involved in Stock Broking, Investment Banking, Mutual Fund Distribution & Advisory Services, Depository Participant Services, Insurance Products Distribution and the like. The Company is a SEBI registered Stock Broker of National Stock Exchange of India Ltd (NSE), Bombay Stock Exchange (BSE) and Multi Commodity Stock Exchange (MCX-SX) and a Depository Participant with National Securities Depository Limited (NSDL) and Central Depository Services Limited (CDSL) and is primarily engaged in the business of providing securities market related transaction services. The Company is also a registered Merchant Banker Category I

**B Summary of Significant Accounting Policies:**

This note provides a list of the significant accounting policies adopted in the preparation of the financial statements. These policies have been consistently applied to all the years presented, unless otherwise stated.

**a) Basis of Preparation****(i) Statement of Compliance**

The Financial Statements for the year ended March 31, 2024 have been prepared by the Company in accordance with Indian Accounting Standards (Ind AS) notified under section 133 of the Companies Act, 2013 read with relevant rules of the Companies (Indian Accounting Standards) Rules, 2015. For periods up to and including the year ended March 31, 2018, the Company presented its financial statements on accrual basis under historical cost convention, and conform in all material aspects to the Generally Accepted Accounting Principles in India ('Indian GAAP' or 'previous GAAP') which encompasses applicable accounting standards relevant provisions of the Companies Act, 2013 .

The financial statements have been prepared in accordance with historical cost basis, except for certain financial instruments which are measured at fair values, as explained in the accounting policies.

**(ii) Functional and Presentation Currency**

These financial statements are presented in Indian Rupees (₹), which is the Company's functional and presentation currency. All values are rounded off to the nearest lakhs, except when otherwise indicated.

**(iii) Use of Estimates and Judgment**

The preparation of the financial statements in conformity with Ind AS requires management to make estimates, judgments and assumptions. These estimates, judgments and assumptions affect the application of accounting policies and the reported amounts of assets and liabilities, the disclosures of contingent assets and liabilities at the date of the financial statements and reported amounts of revenues and expenses during the period. Accounting estimates could change from period to period. Actual results could differ from those estimates. Appropriate changes in estimates are made as management becomes aware of changes in circumstances surrounding the estimates. Changes in estimates are reflected in the financial statements in the period in which changes are made and, if material, their effects are disclosed in the notes to the financial statements.

Estimates and underlying assumptions are reviewed on an ongoing basis. Revisions to accounting estimates are recognised prospectively.

**(iv) Cash Flow Statement**

Cash flow statement is prepared in accordance with the indirect method prescribed in Ind AS 7 'Statement of Cash Flows'

Cash and cash equivalents in the balance sheet comprise cash at banks and on hand and short-term deposits with an original maturity of three months or less, which are subject to an insignificant risk of changes in value.

**(v) Measurement of Fair Values**

A number of the Company's accounting policies and disclosures require the measurement of fair values, for both financial and non-financial assets and liabilities.

Fair values are categorised into different levels in a fair value hierarchy based on the inputs used in the valuation techniques as follows.

- Level 1: quoted prices (unadjusted) in active markets for identical assets or liabilities.
- Level 2: inputs other than quoted prices included in Level 1 that are observable for the asset or liability, either directly (i.e. as prices) or indirectly (i.e. derived from prices).
- Level 3: inputs for the asset or liability that are not based on observable market data (unobservable inputs).

When measuring the fair value of an asset or a liability, the Company uses observable market data as far as possible. If the inputs used to measure the fair value of an asset or a liability fall into different levels of the fair value hierarchy, then the fair value measurement is categorised in its entirety in the same level of the fair value hierarchy as the lowest level input that is significant to the entire measurement.

The Company recognises transfers between levels of the fair value hierarchy at the end of the reporting period during which the change has occurred.

**IFCI Financial Services Limited****Notes to the financial statements***(All amounts are in Indian Rupees in Lakhs , unless otherwise stated)***b) Financial Instruments****(i) Initial recognition and measurement**

Financial assets and financial liabilities are initially recognised when the Company becomes a party to the contractual provisions of the instrument.

A financial asset or financial liability is initially measured at fair value except for trade receivables that do not contain a significant financing component, which are measured at transaction price. Transaction costs that are directly attributable to the acquisition or issue of financial assets and financial liabilities (other than financial assets and financial liabilities at fair value through profit and loss (FVTPL)) are added to or deducted from the fair value of the financial assets or financial liabilities, as appropriate, on initial recognition.

**(ii) Classification and Subsequent Measurement***Financial Assets*

On initial recognition, a financial asset is classified and measured at

- Amortised Cost;
- FVOCI; or
- FVTPL

Financial assets are not reclassified subsequent to their initial recognition, except if and in the period the Company changes its business model for managing financial assets.

A financial asset is measured at amortised cost if it meets both of the following conditions and is not designated as at FVTPL:

- the asset is held within a business model whose objective is to hold assets to collect contractual cash flows; and
- the contractual terms of the financial asset give rise on specified dates to cash flows that are solely payments of principal and interest on the principal amount outstanding.

All financial assets not classified as measured at amortised cost or FVOCI as described above are measured at FVTPL. This includes all derivative financial assets. On initial recognition, the Company may irrevocably designate a financial asset that otherwise meets the requirements to be measured at amortised cost or at FVOCI as at FVTPL if doing so eliminates or significantly reduces an accounting mismatch that would otherwise arise.

*Financial Assets: Subsequent measurement and gains and losses*

Financial assets at FVTPL	These assets are subsequently measured at fair value. Net gains and losses, including any interest or dividend income, are recognised in Statement of Profit and Loss.
Financial assets at amortised cost	These assets are subsequently measured at amortised cost using the effective interest method. The amortised cost is reduced by impairment losses. Interest income, foreign exchange gains and losses and impairment are recognised in Statement of Profit and Loss. Any gain or loss on derecognition is recognised in Statement of Profit and Loss.
FVOCI	These assets are subsequently measured at fair value. Interest income under the effective interest method, foreign exchange gains and losses and impairment are recognised in Statement of Profit and Loss. Other net gains and losses are recognised in OCI and are not reclassified to profit or loss.

*Financial Liabilities: Classification, subsequent measurement and gains and losses*

Financial liabilities are classified as measured at amortised cost or FVTPL. A financial liability is classified as at FVTPL if it is classified as held-for-trading, or it is a derivative or it is designated as such on initial recognition. Financial liabilities at FVTPL are measured at fair value and net gains and losses, including any interest expense, are recognised in Statement of Profit and Loss. Other financial liabilities are subsequently measured at amortised cost using the effective interest method. Interest expense and foreign exchange gains and losses are recognised in Statement of Profit or Loss. Any gain or loss on derecognition is also recognised in Statement of Profit and Loss.

**(iii) Derecognition***Financial Assets*

The Company derecognises a financial asset when :

- the contractual rights to the cash flows from the financial asset expire, or
- the company transfers the rights to receive the contractual cash flows in a transaction in which substantially all of the risks and rewards of ownership of the financial asset are transferred or in which the Company neither transfers nor retains substantially all of the risks and rewards of ownership and does not retain control of the financial asset.

If the Company enters into transactions whereby it transfers assets recognised on its balance sheet, but retains either all or substantially all of the risks and rewards of the transferred assets, the transferred assets are not derecognised.

*Financial Liabilities*

The Company derecognises a financial liability when its contractual obligations are discharged or cancelled, or expired.

The Company also derecognises a financial liability when its terms are modified and the cash flows under the modified terms are substantially different. In this case, a new financial liability based on the modified terms is recognised at fair value. The difference between the carrying amount of the financial liability extinguished and the new financial liability with modified terms is recognised in Statement of Profit and Loss.

**IFCI Financial Services Limited****Notes to the financial statements***(All amounts are in Indian Rupees in Lakhs , unless otherwise stated)***(iv) Offsetting**

Financial assets and financial liabilities are offset and the net amount presented in the balance sheet when, and only when, the Company currently has a legally enforceable right to set off the amounts and it intends either to settle them on a net basis or to realise the asset and settle the liability simultaneously.

**c) Investments**

Investments in subsidiaries, joint ventures and associates are accounted for at cost in the financial statements and the same are tested for impairment in case of any indication of impairment.

**Other Investments:**

All equity investments in scope of Ind AS 109 (i.e. other than equity investments in subsidiaries / associates / joint ventures) are measured at FVTPL.

Subsequently, these are measured at fair value and changes therein, are recognised in profit and loss account. However on initial recognition of an equity instrument that is not held for trading, the Company may irrevocably elect to present subsequent changes in fair value in OCI. This election is made on an investment by investment basis.

**d) Property, Plant and Equipment****(i) Recognition and Measurement**

Property, Plant and Equipment are stated at cost (cost is inclusive of inward freight, duties and taxes and incidental expenses related to acquisition including applicable borrowing costs for qualifying assets) and is net of accumulated depreciation and impairment losses, if any.

Cost of an item of property, plant and equipment comprises its purchase price, including import duties and non-refundable purchase taxes, after deducting trade discounts and rebates, any directly attributable cost of bringing the item to its working condition for its intended use and estimated costs of dismantling and removing the item and restoring the site on which it is located.

If significant parts of an item of property, plant and equipment have different useful lives, then they are accounted for as separate items (major components) of property, plant and equipment.

Any gain or loss on disposal of an item of property, plant and equipment is recognised in Statement of Profit and Loss.

**(ii) Subsequent Expenditure**

Subsequent expenditure is capitalised only if it is probable that the future economic benefits associated with the expenditure will flow to the Company.

**(iii) Depreciation**

Depreciation is calculated on cost of items of property, plant and equipment less their estimated residual values over their estimated useful lives using straight-line method and is generally recognised in the Statement of Profit and Loss.

Residual value in respect of assets is considered as 5% of the cost for computing depreciation.

The estimated useful lives of items of property, plant and equipment for the current and comparative periods are as follows:

Asset	Useful life (in years)
Computer equipment's and accessories	3
Servers	6
Office equipment's	5
Motor Vehicles	10
Furniture and fittings	10

Depreciation on additions (disposals) is provided on a pro-rata basis i.e. from (up to) the month in which asset is disposed of.

**(iv) Derecognition**

An item of property, plant and equipment is derecognized upon disposal or when no future economic benefits are expected to arise from the continued use of asset. Any gain or loss arising on the disposal or retirement of an item of property, plant and equipment is determined as the difference between the sales proceeds and the carrying amount of the asset and is recognized in Statement of Profit and Loss.

**e) Other Intangible Assets****(i) Recognition and Measurement**

Other intangible assets are initially measured at cost. Such intangibles are subsequently measured at cost less accumulated amortisation and any accumulated impairment losses.

**(ii) Subsequent Expenditure**

Subsequent expenditure is capitalised only when it increases the future economic benefits embodied in the specific asset to which it relates. All other expenditure on internally generated intangibles is recognised in Statement of Profit and Loss as incurred.

**IFCI Financial Services Limited****Notes to the financial statements***(All amounts are in Indian Rupees in Lakhs , unless otherwise stated)***(iii) Amortization**

Amortisation is calculated to write off the cost of intangible assets over their estimated useful lives using the straight-line method, and is included in depreciation and amortisation in Statement of Profit and Loss.

The estimated useful lives are as follows:

Assets	Useful life (in years)
Computer Software	6
Non compete fees	5

Amortisation method, useful lives and residual values are reviewed at the end of each financial year, with the effect of any changes in estimate being accounted for on a prospective basis.

**f) Impairment****(i) Impairment of Financial Instruments**

The Company recognizes loss allowances for expected credit losses on financial assets measured at amortized cost and FVOCI. At each reporting date, the Company assesses whether financial assets carried at amortized cost are credit - impaired. A financial asset is 'credit - impaired' when one or more events that have a detrimental impact on the estimated future cash flows of the financial asset have occurred.

Impairment loss is the difference between all contractual cash flows that are due to the Company in accordance with the contract and all the cash flows that the Company expects to receive (i.e. all cash shortfalls). The Company estimates cash flows by considering all contractual terms of the financial instrument through the expected life of that financial instrument.

The Company follows 'simplified approach' for recognition of impairment loss allowance on trade receivables which do not contain a significant financing component. The application of simplified approach does not require the Company to track changes in credit risk. Rather, it recognises impairment loss allowance based on lifetime impairment pattern at each balance sheet date, right from its initial recognition.

Loss allowances for financial assets measured at amortized cost are deducted from the gross carrying amount of the assets. The gross carrying amount of a financial asset is written off (either partially or in full) to the extent that there is no realistic prospect of recovery. This is generally the case when the Company determines that the debtor does not have assets or sources of income that could generate sufficient cash flows to repay the amounts subject to the write-off. However, financial assets that are written off could still be subject to enforcement activities in order to comply with the Company's procedures for recovery of amounts due.

**(ii) Impairment of Non-Financial Assets**

The Company assesses at each reporting date whether there is any indication that the carrying amount may not be recoverable. If any such indication exists, then the asset's recoverable amount is estimated and an impairment loss is recognised if the carrying amount of an asset or Cash Generating Unit (CGU) exceeds its estimated recoverable amount in the Statement of Profit and Loss.

The Company's non-financial assets and deferred tax assets, are reviewed at each reporting date to determine whether there is any indication of impairment. If any such indication exists, then the asset's recoverable amount is estimated. For impairment testing, assets that do not generate independent cash inflows are grouped together into CGUs. Each CGU represents the smallest group of assets that generates cash inflows that are largely independent of the cash inflows of other assets or CGUs. Impairment loss recognised in respect of a CGU is allocated to reduce the carrying amounts of the assets of the CGU (or group of CGUs) on a pro rata basis.

In respect of assets for which impairment loss has been recognised in prior periods, the Company reviews at each reporting date whether there is any indication that the loss has decreased or no longer exists. An impairment loss is reversed if there has been a change in the estimates used to determine the recoverable amount. Such a reversal is made only to the extent that the asset's carrying amount does not exceed the carrying amount that would have been determined, net of depreciation or amortisation, if no impairment loss had been recognised.

**g) Employee Benefits****(i) Short-term Employee Benefits**

Short-term employee benefit obligations are measured on an undiscounted basis and are expensed as the related service is provided. A liability is recognised for the amount expected to be paid e.g., under short-term cash bonus, if the Company has a present legal or constructive obligation to pay this amount as a result of past service provided by the employee, and the amount of obligation can be estimated reliably.

**(ii) Provident Fund**

Employees receive benefits from a provident fund, which is a defined contribution plan. Both the employee and the Company make monthly contributions to the Regional Provident Fund equal to a specified percentage of the covered employee's salary. The Company recognizes contribution payable to the provident fund scheme as an expenditure, when an employee renders the related service. The Company has no further obligations under the plan beyond its monthly contributions. The contributions are charged to the Statement of Profit and Loss of the year when the contributions to the respective funds are due and there are no other obligations other than the contribution payable.

**(iii) Gratuity**

The Company provides for gratuity in accordance with the Payment of Gratuity Act, 1972, a defined benefit retirement plan (the Plan) covering all employees. The plan, subject to the provisions of the above Act, provides a lump sum payment to eligible employees at retirement, death, incapacitation or termination of employment, of an amount based on the respective employee's salary and the tenure of employment. The gratuity Scheme is operated through Group gratuity Scheme of LIC. Gratuity liability is accrued and provided for on the basis of an actuarial valuation on projected unit credit method made at the end of each financial period. Remeasurements of the net defined benefit liability, which comprise actuarial gains and losses, the return on plan assets (excluding interest) and the effect of the asset ceiling (if any, excluding interest), are recognised in OCI.

**IFCI Financial Services Limited****Notes to the financial statements**

(All amounts are in Indian Rupees in Lakhs , unless otherwise stated)

**(iv) Compensated Absences**

The policy provides for that an employee is entitled to 24 days of earned leave per year and maximum of 30 days leave subject to availability of Annual Leave standing to the credit of the employee at any time during the year will be paid as leave salary calculated on the Gross component. The expenses on account thus arising are recognized in the profit and loss account.

Provision for long-term compensated absences is accrued and provided for on the basis of actuarial valuation made at the end of each financial period. The actuarial valuation is done as per projected unit credit method. Short-term encashment of accumulated leave balances are accounted for in the year in which the leave balances are credited to employees on actual basis.

**h) Provisions (other than for employee benefits) and Contingent Liabilities**

A provision is recognised if, as a result of a past event, the Company has a present legal or constructive obligation that can be estimated reliably, and it is probable that an outflow of economic benefits will be required to settle the obligation. Provisions are determined by discounting the expected future cash flows (representing the best estimate of the expenditure required to settle the present obligation at the balance sheet date) at a pre-tax rate that reflects current market assessments of the time value of money and the risks specific to the liability. The unwinding of the discount is recognised as finance cost. Expected future operating losses are not provided for.

**Contingent Liabilities**

Contingent liabilities are recognized only when there is a possible obligation arising from past events, due to occurrence or non-occurrence of one or more uncertain future events, not wholly within the control of the Company, or where any present obligation cannot be measured in terms of future outflow of resources, or where a reliable estimate of the obligation cannot be made. Obligations are assessed on an ongoing basis and only those having a largely probable outflow of resources are provided for.

**i) Revenue Recognition**

(i) Brokerage Income is recognized on the trade date of the transaction upon confirmation of the transactions by the exchanges.

(ii) Loan Syndication Fees are recognised when the right to receive the income is established.

(iii) Depository Services incomes are recognised on the basis of agreements entered into with clients and when the right to receive the income is established.

(iv) Insurance Commission from Agency business is booked upon actual receipt of commission from the principal.

(v) Commission from selling of mutual funds is accounted on receipt basis.

(vi) Recovery from bad debts written off is recognised as income on the basis of actual realisation from customers.

(vii) Dividends declared by the respective Companies till the close of the accounting period are accounted for as income when the right to receive the dividend is established.

(viii) Interest income from financial assets is recognised on a time proportion basis taking into account the amount outstanding and the rate applicable.

(ix) All other income are recognized on an accrual basis, when there is no uncertainty in the ultimate realization/ collection.

**j) Leases**

The Company has applied Ind AS 116 (as notified by the Ministry of Corporate Affairs on 30th March 2019) that is effective for annual periods that begin on or after 01st April 2019. Ind AS 116 'Leases' replaces Ind AS 17 'Leases'. The new Standard has been applied by the Company using the modified retrospective approach, with the cumulative effect of adopting Ind AS 116 being recognized in equity as an adjustment to the opening balance of retained earnings for the current period. Prior periods have not been restated.

All leases are accounted for by recognizing a right-of-use asset and a lease liability except for

a. Leases of low value assets; and

b. Leases with a duration of 12 months or less

Lease liabilities are measured at the present value of the contractual payments due to the lessor over the lease term, with the discount rate determined by reference to the rate inherent in the lease unless (as is typically the case) this is not readily determinable, in which case the Company's incremental borrowing rate on commencement of the lease is used

The right-of-use asset is initially measured at cost, which comprises the initial amount of the lease liability adjusted for any lease payments made at or before the commencement date, plus any initial direct costs incurred and an estimate of costs to dismantle and remove the underlying asset or to restore the underlying asset or the site on which it is located, less any lease incentives received.

**k) Income Tax**

Income tax comprises current and deferred tax. It is recognised in Statement of Profit and Loss except to the extent that it relates to a business combination or to an item recognised directly in equity or in other comprehensive income.

**(i) Current Tax**

Current tax comprises the expected tax payable or receivable on the taxable income or loss for the year and any adjustment to the tax payable or receivable in respect of previous years. The amount of current tax reflects the best estimate of the tax amount expected to be paid or received after considering the uncertainty, if any, related to income taxes. It is measured using tax rates (and tax laws) enacted or substantively enacted by the reporting date.

Current tax assets and current tax liabilities are offset only if there is a legally enforceable right to set off the recognised amounts, and it is intended to realise the asset and settle the liability on a net basis or simultaneously.

**IFCI Financial Services Limited****Notes to the financial statements**

*(All amounts are in Indian Rupees in Lakhs , unless otherwise stated)*

**(ii) Deferred Tax**

Deferred tax is recognised in respect of temporary differences between the carrying amounts of assets and liabilities for financial reporting purposes and the corresponding amounts used for taxation purposes. Deferred tax is also recognised in respect of carried forward tax losses and tax credits. Deferred tax is not recognised for temporary differences arising on the initial recognition of assets or liabilities in a transaction that is not a business combination and that affects neither accounting nor taxable profit or loss at the time of the transaction.

Deferred tax assets are recognised to the extent that it is probable that future taxable profits will be available against which they can be used. The existence of unused tax losses is strong evidence that future taxable profit may not be available. Therefore, in case of a history of recent losses, the Company recognises a deferred tax asset only to the extent that it has sufficient taxable temporary differences or there is convincing other evidence that sufficient taxable profit will be available against which such deferred tax asset can be realised. Deferred tax assets – unrecognised or recognised, are reviewed at each reporting date and are recognised/ reduced to the extent that it is probable/ no longer probable respectively that the related tax benefit will be realised.

Deferred tax is measured at the tax rates that are expected to apply to the period when the asset is realised or the liability is settled, based on the laws that have been enacted or substantively enacted by the reporting date.

The measurement of deferred tax reflects the tax consequences that would follow from the manner in which the Company expects, at the reporting date, to recover or settle the carrying amount of its assets and liabilities.

Deferred tax assets and liabilities are offset if there is a legally enforceable right to offset current tax liabilities and assets, and they relate to income taxes levied by the same tax authority on the same taxable entity, or on different tax entities, but they intend to settle current tax liabilities and assets on a net basis or their tax assets and liabilities will be realised simultaneously.

**l) Earnings per Share****(i) Basic earnings per share**

Basic earnings per share is calculated by dividing:

- the profit attributable to owners of the Company
- by the weighted average number of equity shares outstanding during the financial year, excluding treasury shares

**(ii) Diluted earnings per share**

Diluted earnings per share adjusts the figures used in the determination of basic earnings per share to take into account:

- the after income tax effect of interest and other financing costs associated with dilutive potential equity shares, and
- the weighted average number of additional equity shares that would have been outstanding assuming the conversion of all dilutive potential equity shares.

**m) Cash and Cash Equivalents**

Cash and cash equivalent comprise of cash on hand and at banks including short-term deposits with an original maturity of three months or less, which are subject to an insignificant risk of changes in value. Other bank deposits which are not in the nature of cash and cash equivalents with a maturity period of more than three months are classified as bank balances other than cash and cash equivalents.

**n) Bank balances other than Cash and Cash equivalents**

Other bank deposits which are not in the nature of cash and cash equivalents with a maturity period of more than three months are classified as bank balances other than cash and cash equivalents.



**IFCI Financial Services Limited****Notes to the financial statements***(All amounts are in Indian Rupees in Lakhs , unless otherwise stated)***2 Property, Plant and Equipment****Reconciliation of Carrying Amount****(in ₹ Lakhs)**

	<b>Computer Equipments and Accessories</b>	<b>Furniture &amp; Fixtures</b>	<b>Office Equipments</b>	<b>Total</b>
<b>Gross Carrying Amount</b>				
Balance as at April 1, 2022	437.41	57.65	119.36	614.42
Additions	18.27	-	-	18.27
Disposals	-	-	-	-
<b>Balance as at March 31, 2023</b>	<b>455.68</b>	<b>57.65</b>	<b>119.36</b>	<b>632.69</b>
Additions	2.39	-	0.33	2.72
Disposals	1.03	0.10	1.46	2.59
<b>Balance as at March 31, 2024</b>	<b>457.04</b>	<b>57.55</b>	<b>118.23</b>	<b>632.82</b>
<b>Accumulated Depreciation and Impairment Losses</b>				
Balance as at April 1, 2022	382.88	53.82	109.39	546.09
Depreciation	11.34	0.07	2.16	13.57
Disposals	-	-	-	-
<b>Balance as at March 31, 2023</b>	<b>394.22</b>	<b>53.89</b>	<b>111.55</b>	<b>559.66</b>
Depreciation	13.75	0.04	1.76	15.55
Disposals	1.03	0.10	1.39	2.52
<b>Balance as at March 31, 2024</b>	<b>406.94</b>	<b>53.83</b>	<b>111.92</b>	<b>572.69</b>
<b>Carrying Amounts (net)</b>				
<b>At March 31, 2024</b>	<b>50.10</b>	<b>3.72</b>	<b>6.31</b>	<b>60.13</b>
<b>At March 31, 2023</b>	<b>61.47</b>	<b>3.76</b>	<b>7.81</b>	<b>73.04</b>

**IFCI Financial Services Limited****Notes to the financial statements***(All amounts are in Indian Rupees in Lakhs , unless otherwise stated)***(in ₹ Lakhs)****3 Other Intangible Assets****Reconciliation of Carrying Amount**

	<b>Computer Software</b>	<b>Others - Non compete fees</b>	<b>Total</b>
<b>Gross Carrying Amount</b>			
Balance as at April 1, 2022	344.88	100.00	444.88
Additions	-	-	-
<b>Balance as at March 31, 2023</b>	<b>344.88</b>	<b>100.00</b>	<b>444.88</b>
Additions	-	-	-
<b>Balance as at March 31, 2024</b>	<b>344.88</b>	<b>100.00</b>	<b>444.88</b>
<b>Accumulated Amortisation and Impairment Losses</b>			
Balance as at April 1, 2022	315.53	100.00	415.53
Amortisation for the year	2.95	-	2.95
<b>Balance as at March 31, 2023</b>	<b>318.49</b>	<b>100.00</b>	<b>418.49</b>
Amortisation for the year	2.91	-	2.91
<b>Balance as at March 31, 2024</b>	<b>321.40</b>	<b>100.00</b>	<b>421.40</b>
<b>Carrying Amounts (net)</b>			
<b>As at March 31, 2024</b>	<b>23.48</b>	<b>-</b>	<b>23.48</b>
<b>As at March 31, 2023</b>	<b>26.39</b>	<b>-</b>	<b>26.39</b>

**4 Investment - Non-Current**

	<b>Units</b>	<b>As at March 31, 2024</b>	<b>Units</b>	<b>As at March 31, 2023</b>
<b>Investment measured at cost</b>				
<b>In Equity Shares of Subsidiary Companies</b>				
<b>Unquoted, fully paid up</b>				
IFIN Commodities Limited (Face Value ₹ 10/-)	50.00	500.00	50.00	500.00
IFIN Credit Limited (Face Value ₹ 10/-)	25.00	279.00	25.00	279.00
IFIN Securities Finance Limited (Face Value ₹ 100/-)	30.01	3,073.23	30.01	3,073.23
Less: Allowance for Impairment*		(264.54)		(237.69)
<b>Total</b>		<b>3,587.69</b>		<b>3,614.54</b>

\* During the year ended 31st March 2024 the Company has reviewed the test of impairment for investment in Subsidiary Companies and accordingly created an allowance for Impairment in respect of IFIN Commodities Limited amounting to ₹29.43 Lakhs and reversal of Impairment in respect of IFIN Credit Limited amounting to ₹ 2.58 Lakhs.

**IFCI Financial Services Limited****Notes to the financial statements**

(All amounts are in Indian Rupees in Lakhs , unless otherwise stated)

(in ₹ Lakhs)

	As at March 31, 2024	As at March 31, 2023
<b>5 Other Financial Assets</b>		
Security Deposits	1,649.54	1,377.12
Rent advances	35.76	40.29
	<b>1,685.30</b>	<b>1,417.41</b>
Current *	1,588.47	1,341.28
Non-Current**	96.83	76.13
<i>* Deposit amounting to ₹ 1588.47 Lakhs (Previous year - ₹ 1341.27 Lakhs ) represents margin money maintained with Exchange</i>		
<b>6 Other Non-Current Assets</b>		
Balance with IT Authorities	312.96	377.30
Fair Value of Plan Asset - Gratuity fund	13.40	-
	<b>326.36</b>	<b>377.30</b>
<b>7 Investment - Current</b>		
<b>Investments measured at Fair Value through Profit and Loss (FVTPL)</b>		
- In Equity Instrument	-	-
- In Mutual Funds*	-	-
Less:		
Increase/Decrease in Fair Value	-	-
<b>Total of Investments measured at Fair Value Through Profit and Loss</b>	<b>-</b>	<b>-</b>
<b>8 Trade Receivables</b>		
Considered Good Secured	-	-
Considered Good Unsecured	186.60	177.65
Receivables which have significant increase in Credit Risk	653.77	672.43
Credit Impaired	-	-
Less:		
Allowance for Expected Credit Loss	(653.77)	(672.43)
<b>Net Trade Receivables</b>	<b>186.60</b>	<b>177.65</b>

The Company's exposure to credit and currency risks, and loss allowance related to trade receivables are disclosed in Note 27

**Trade Receivables ageing schedule****8.1 - Outstanding for following periods from due date of payment as at 31st March 2024:**

Particulars	Less than 6 months	6 months-1 Year	1-2 Year	2-3 Year	More than 3 year	Total
(i) Undisputed Trade receivables - Considered good	160.02	26.59	-	-	-	186.61
(ii) Undisputed Trade Receivables - Which have significant increased in credit risk	5.90	10.63	8.50	1.77	574.00	600.80
(iii) Undisputed Trade Receivables - Credit impaired	-	-	-	-	-	-
(iv) Disputed Trade receivables -considered good	-	-	-	-	-	-
(v)Disputed Trade Receivables -which have significant increased in credit risk	-	-	-	-	52.96	52.96
(vi)Disputed Trade Receivables - Credit impaired	-	-	-	-	-	-
Total	165.92	37.22	8.50	1.77	626.96	840.37
Less: Loss Allowance						(653.77)
<b>Net Trade Receivables</b>						<b>186.60</b>

**8.2 - Outstanding for following periods from due date of payment as at 31st March 2023:**

Particulars	Less than 6 months	6 months-1 Year	1-2 Year	2-3 Year	More than 3 year	Total
(i) Undisputed Trade receivables - Considered good	177.37	0.05	0.15	-	0.09	177.66
(ii) Undisputed Trade Receivables - Which have significant increased in credit risk	9.00	13.59	33.67	2.15	166.45	224.86
(iii) Undisputed Trade Receivables - Credit impaired	-	-	-	-	-	-
(iv) Disputed Trade receivables -considered good	-	-	-	-	-	-
(v)Disputed Trade Receivables -which have significant increased in credit risk	-	-	-	-	447.56	447.56
(vi)Disputed Trade Receivables - Credit impaired	-	-	-	-	-	-
Total	186.37	13.64	33.82	2.15	614.10	850.08
Less: Loss Allowance						(672.43)
<b>Net Trade Receivables</b>						<b>177.65</b>

**IFCI Financial Services Limited****Notes to the financial statements**

(All amounts are in Indian Rupees in Lakhs , unless otherwise stated)

(in ₹ Lakhs)

	As at March 31, 2024	As at March 31, 2023
<b>9 Cash and Bank Balances</b>		
<b>a Cash and Cash Equivalents</b>		
Balance with banks in current accounts	184.23	824.20
Cash on Hand	0.08	0.05
Fixed Deposit with original maturity of less than three months*	1,696.99	1,769.31
	<b>1,881.30</b>	<b>2,593.56</b>
<b>b Bank balances other than Cash and Cash equivalents</b>		
Fixed Deposit with original maturity of greater than three months*	1,137.61	48.72
Interest accrued on Deposits	77.07	113.21
	<b>1,214.68</b>	<b>161.93</b>
* Fixed deposits with banks under (i) lien marked with NCL amounted to ₹ 2,670.11 Lakhs for meeting the margin requirements for trading in various portfolios and (ii) Base minimum capital with exchanges amounted to ₹ 44.67 Lakhs with NSE & BSE exchanges		
<b>10 Other Current Assets</b>		
Prepaid Expenses	62.65	55.77
Balance with Revenue Authorities	12.50	12.22
Employee Advances	2.68	2.36
Other Advances	7.09	26.63
	<b>84.92</b>	<b>96.98</b>

**IFCI Financial Services Limited****Notes to the financial statements**

(All amounts are in Indian Rupees in Lakhs , unless otherwise stated)

(in ₹ Lakhs)

**11 Equity Share Capital****Authorised**

50,000,000 equity shares of ₹ 10 each

As at 31 March 2024	As at 31 March 2023
------------------------	------------------------

5,000	5,000
-------	-------

**Issued, subscribed and paid-up**

41,533,709 equity shares of ₹ 10 each fully paid up

4,153.37	4,153.37
----------	----------

<b>4,153.37</b>	<b>4,153.37</b>
-----------------	-----------------

**Reconciliation of shares outstanding at the beginning and at the end of the reporting period****Equity shares****As at beginning of the period**

Shares issued during the period

**At the end of the period**

As at 31 March 2024		As at 31 March 2023	
Number	Amount	Number	Amount
415.34	4,153.37	415.34	4,153.37
-	-	-	-
<b>415.34</b>	<b>4,153.37</b>	<b>415.34</b>	<b>4,153.37</b>

**Rights, preferences and restrictions attached to equity shares**

The Company has a single class of equity shares. Accordingly, all equity shares rank equally with regard to dividends and share in the Company's residual assets on winding up. The equity shares are entitled to receive dividend as declared from time to time. The voting rights of an equity shareholder on a poll (not on show of hands) are in proportion to his/her/its share of the paid-up equity share capital of the Company. Voting rights cannot be exercised in respect of shares on which any call or other sums presently payable has not been paid. Failure to pay any amount called up on shares may lead to their forfeiture.

On winding up of the Company, the holders of equity shares will be entitled to receive the residual assets of the Company, remaining after distribution of all preferential amounts, in proportion to the number of equity shares held.

**Particulars of shareholders holding more than 5% shares of a class of shares**

IFCI Limited and Nominees \*

\* Holding Company

As at 31 March 2024		As at 31 March 2023	
Number of shares held	% holding	Number of shares held	% holding
393.64	94.78%	393.64	94.78%

**Shares held by promoters at the end of the year**

IFCI Limited and Nominees

As at 31 March 2024			As at 31 March 2023		
No. of Shares	% of Total Shares	% Change during the year	No. of Shares	% of Total Shares	% Change during the year
393.64	94.78%	-	393.64	94.78%	-

**IFCI Financial Services Limited**  
**Notes to the financial statements**

(All amounts are in Indian Rupees in Lakhs , unless otherwise stated)

(in ₹ Lakhs)

	As at March 31, 2024	As at March 31, 2023
<b>12 Other Financial Liabilities</b>		
Security deposits collected	40.79	37.14
Employee Related payables	6.28	17.22
	<b>47.07</b>	<b>54.36</b>
<b>Security deposits</b>		
Non-Current	40.79	37.14
Current	6.28	17.22
	<b>47.07</b>	<b>54.36</b>

The Company's exposure to currency and liquidity risks related to the above financial liabilities is disclosed in Note 26.

**13 Trade and Other Payables**

Other Trade Payables	2,368.67	1,681.76
	<b>2,368.67</b>	<b>1,681.76</b>

All trade payables are 'Current'.

The Company's exposure to currency and liquidity risks related to trade payables is disclosed in Note 26.

**Trade Payables ageing**

**14.1 - Outstanding for following periods from due date of payment as at 31st March 2024**

Particulars	Less than 1 Year	1-2 Year	2-3 Year	More than 3 year	Total
MSME	-	-	-	-	-
Others	2,293.92	8.14	25.94	40.67	2,368.67
Disputed dues - MSME	-	-	-	-	-
Disputed dues - Others	-	-	-	-	-

**14.2 - Outstanding for following periods from due date of payment as at 31st March 2023**

Particulars	Less than 1 Year	1-2 Year	2-3 Year	More than 3 year	Total
MSME	-	-	-	-	-
Others	1,592.15	26.21	36.81	26.59	1,681.76
Disputed dues - MSME	-	-	-	-	-
Disputed dues - Others	-	-	-	-	-

**14 Other Current Liabilities**

Statutory Dues payable	39.21	25.50
Expenses Payable *	47.58	55.09
Other liabilities	1.16	2.07
	<b>87.95</b>	<b>82.66</b>

\*Expenses payable include expenses towards , commission payable to sub brokers, Audit fees, Electricity charges etc.,

**15 Provisions**

**Provisions for Employee Benefits**

- Compensated Absences	83.23	77.14
- Gratuity	-	0.80

**Provisions for Taxation**

Provision for Income tax 2022-23	-	-
	<b>83.23</b>	<b>77.94</b>
Non-Current	73.41	72.18
Current	9.82	5.76
	<b>83.23</b>	<b>77.94</b>

For details about the related employee benefit expenses, see Note 19.



**IFCI Financial Services Limited****Notes to the financial statements***(All amounts are in Indian Rupees in Lakhs , unless otherwise stated)***(in ₹ Lakhs)****For the period from  
April 01, 2023 to  
March 31, 2024****For the period from  
April 01, 2022 to  
March 31, 2023****16 Revenue from Operation**

Brokerage On Stock Broking	1,016.98	1,068.55
Unbilled Brokerage Revenue	4.11	-
Commission On Mutual Fund	102.40	106.11
Depository Income	77.42	80.51
Merchant Banking & Valuation Fees	26.10	32.78
Account Opening Charges	0.80	1.27
Commission from Insurance Companies	1.31	0.99
Turnover charges	49.26	68.34
	<b>1,278.38</b>	<b>1,358.55</b>

**Other Operational Income**

Delayed Payment Interest	23.49	65.53
	<b>1,301.87</b>	<b>1,424.08</b>

**17 Other Income**

Interest Income	126.91	90.14
Miscellaneous Income	89.17	87.60
Recovery of Deposits written off	-	27.00
Deputation Income	21.59	26.01
Rental Income	6.19	7.29
Profit on Sale of Investments	-	0.02
Profit on Sale of Fixed assets	0.25	-
	<b>244.11</b>	<b>238.06</b>

**18 Operational Expense**

Commission Paid	407.17	394.14
Information Technology Exp	28.31	30.76
Data Feed Charges	23.70	22.33
Fees To Clearing Member	0.50	6.53
DP Expenses	10.03	9.64
Membership Fee	7.02	12.63
Broking Stamp Expenses	-	3.45
Turnover charges Paid	49.26	68.34
	<b>525.99</b>	<b>547.82</b>

**19 Employee Benefits Expense**

Salaries, Wages and Bonus	608.32	668.52
Contribution to Provident Fund and Other Funds	37.42	39.99
Gratuity	9.87	6.18
Staff Welfare Expense	26.58	30.17
	<b>682.19</b>	<b>744.86</b>

**20 Finance costs**

Bank Guarantee Commission Expense	-	-
Bank Charges	0.09	0.28
Interest on Loan	0.17	0.23
	<b>0.26</b>	<b>0.51</b>

**21 Depreciation and Amortisation Expense**

Depreciation of Property, Plant and Equipment	15.56	13.58
Amortisation of Intangible Assets	2.91	2.95
	<b>18.47</b>	<b>16.53</b>

**IFCI Financial Services Limited****Notes to the financial statements***(All amounts are in Indian Rupees in Lakhs , unless otherwise stated)***(in ₹ Lakhs)****For the period from  
April 01, 2023 to  
March 31, 2024****For the period from  
April 01, 2022 to  
March 31, 2023****22 Other Expenses**

Rent	168.30	172.81
Office Maintenance	54.29	54.12
Electricity Charges	44.00	38.66
Telephone Expenses	29.46	37.02
Professional Charges	25.87	32.28
Annual Maintenance Charges	35.14	32.13
Insurance Expenses	29.01	23.40
Fines and Penalties	-	13.94
Audit Fees	10.57	10.78
Travelling & Conveyance Exp	8.05	9.15
Printing & Stationery	8.31	8.68
Training Expenses	0.48	5.54
Other Administrative Expenses	20.71	4.44
Sitting Fees to Directors	4.47	4.14
Litigation Losses	-	3.23
Postage & Telegram	3.40	2.89
Repairs & Maintenance	2.27	2.60
Rates & Taxes	1.89	1.12
Advertisement	0.54	0.69
	<b>446.76</b>	<b>457.62</b>

**Payments to Auditors****As Auditor:-**

Statutory Audit Fee	6.00	6.00
Fees for Limited review (Standalone & Consolidated)	3.36	3.15
Tax Audit	0.61	0.55
Other Service	0.60	1.08
	<b>10.57</b>	<b>10.78</b>

**23 Impairment on financial instrument**

Bad debts written off	-	-
Provision for Impairment on Trade receivable	(1.47)	39.39
Provision on refund receivable	38.25	-
	<b>36.78</b>	<b>39.39</b>

**24 Earnings per share**

Basic and diluted earnings per share

The calculations of basic and diluted earnings per share based on profit attributable to equity shareholders and weighted average number of equity shares outstanding are as follows:

**i. Profit attributable to equity shareholders (basic and diluted)**

Profit for the year, attributable to the equity holders	(191.32)	(382.28)
---	----------	----------

	-	-
--	---	---

**ii. Weighted average number of equity shares (basic and diluted)**

Opening balance	415.34	415.34
-----------------	--------	--------

Additional shares issued during the year

<b>Weighted average number of equity shares for the year</b>	<b>415.34</b>	<b>415.34</b>
--	---------------	---------------

**Basic and Diluted EPS****(0.46) (0.92)**

<b>IFCI Financial Services Limited</b>		
<b>Notes to the financial statements</b>		
<i>(All amounts are in Indian Rupees in Lakhs , unless otherwise stated)</i>		
<b>25 Employee Benefit Expenses</b>		
(i) <b>Defined Contribution Plan</b>		
The company has recognised an expense of ₹ 36.20 Lakhs (Previous year ₹ 38.41 Lakhs) towards provident fund, ₹ 1.09 Lakhs (Previous year ₹ 1.57 Lakhs ) towards other welfare funds		
(ii) <b>Defined Benefit Plan - Compensated Absence</b>		
The Company has recognised an expense of ₹ 33.53 Lakhs during the year ended March 31, 2024 (Previous year ₹ 46.20 Lakhs) as per actuarial valuation report. The Closing Balance of compensated absence as at March 31, 2023 is ₹ 83.23 Lakhs /- (Previous year ₹ 77.14 Lakhs).		
(iii) <b>Defined Benefit Plan - Gratuity</b>		
The Company has constituted The Employees Group Gratuity Fund under the Group Gratuity Assurance Scheme administered by the Life Insurance Corporation of India. The scheme provides for Lump sum payment to vested employees at retirement, death while in employment or on termination of employment of an amount equivalent to 15 days salary payable for each year of completed service or part thereof in excess of 6 months. Vesting occurs on completion of 5 years of service.		
These defined benefit plans expose the Company to actuarial risks, such as longevity risk, interest rate risk and market (investment) risk.		
<b>A Reconciliation of Amounts in Balance Sheet</b>		
	<b>(in ₹ Lakhs)</b>	
	<b>For the period from April 01, 2023 to March 31, 2024</b>	<b>For the period from April 01, 2022 to March 31, 2023</b>
Defined Benefit Obligation at the end of period	111.41	129.73
Fair value of Plan Assets at the end of period	124.81	128.94
Funded Status - (Surplus)/Deficit at the end of period	<b>(13.40)</b>	<b>0.79</b>
Liability/(Asset) recognised in the Balance Sheet	<b>(13.40)</b>	<b>0.79</b>
<b>B Reconciliation of the present value of Defined Benefit Obligation and Fair value of Plan Assets</b>		
The following table shows a reconciliation from the opening balances to the closing balances for the present value of Defined Benefit Obligation and Fair value of Plan Assets and its components.		
<u>Reconciliation of present value of defined benefit obligation</u>		
	<b>For the period from April 01, 2023 to March 31, 2024</b>	<b>For the period from April 01, 2022 to March 31, 2023</b>
Defined Benefit Obligation at the beginning of period	129.73	94.96
Benefits Paid	(22.65)	(25.71)
Current Service Cost	9.84	9.20
Interest Cost	8.21	6.73
Actuarial (gains)/losses recognised in other comprehensive income	(13.72)	44.56
<b>Balance at the end of the year</b>	<b>111.41</b>	<b>129.74</b>
<b>Defined Benefit Obligation at the end of period</b>	<b>111.41</b>	<b>129.74</b>
<u>Reconciliation of fair value of Plan Asset</u>		
	<b>For the period from April 01, 2023 to March 31, 2024</b>	<b>For the period from April 01, 2022 to March 31, 2023</b>
Fair value of Plan Assets at the beginning of period	128.94	135.97
Interest Income	8.18	9.75
Actual Enterprise's Contribution	11.30	11.45
Actual Benefits Paid	(22.65)	(25.71)
Actuarial gains/(losses) recognised in other comprehensive income	(0.95)	(2.52)
<b>Balance at the end of the year</b>	<b>124.82</b>	<b>128.94</b>
<b>Fair value of Plan Assets at the end of period</b>	<b>124.82</b>	<b>128.94</b>
<b>C i. Expense recognised in Profit or Loss</b>		
	<b>March 31, 2024</b>	<b>March 31, 2023</b>
Current Service Cost	9.84	9.20
Interest Cost	8.21	6.73
Expected Return on Plan Assets	(8.18)	(9.75)
	<b>9.87</b>	<b>6.18</b>
<b>ii. Remeasurements recognised in other comprehensive income</b>		
	<b>March 31, 2024</b>	<b>March 31, 2023</b>
Amount recognized in OCI at the beginning of period	5.75	(41.32)
Actuarial loss (gain)/loss on Defined Benefit Obligation	(13.72)	44.56
Actuarial loss gain/(loss) on Plan asset	(0.95)	(2.52)
	<b>(7.02)</b>	<b>5.76</b>
<b>D Defined Benefit Obligation</b>		
<b>Actuarial assumptions</b>		
Principal actuarial assumptions at the reporting date (expressed as weighted averages)		
	<b>March 31, 2024</b>	<b>March 31, 2023</b>
Discount rate	6.95%	7.20%
Salary Escalation	3.00%	3.00%

26 Financial instruments - Fair values and risk management

A Accounting classifications and fair values

The following table shows the carrying amounts and fair values of financial assets and financial liabilities, including their levels in fair value hierarchy

March 31, 2024

	Amortised Cost	FVTPL	FVOCI	Total carrying amount
<b>Financial assets</b>				
Trade Receivables	186.60	-	-	186.60
Cash and Cash equivalents	1,881.30	-	-	1,881.30
Bank balances other than Cash and Cash equivalents	1,214.68			1,214.68
Other Financial Assets	1,685.30	-	-	1,685.30
Investments (other than investment in Subsidiary)	-	-	-	-
<b>Total Financial assets</b>	<b>4,967.88</b>	<b>-</b>	<b>-</b>	<b>4,967.88</b>
<b>Financial liabilities</b>				
Trade and Other Payables	2,368.68	-	-	2,368.68
Other Financial Liabilities	47.07	-	-	47.07
<b>Total Financial liabilities</b>	<b>2,416</b>	<b>-</b>	<b>-</b>	<b>2,415.75</b>

March 31, 2023

	Amortised Cost	FVTPL	FVOCI	Total carrying amount
<b>Financial assets</b>				
Trade Receivables	177.65	-	-	177.65
Cash and Cash equivalents	2,593.56	-	-	2,593.56
Bank balances other than Cash and Cash equivalents	1,769.31			1,769.31
Other Financial Assets	1,466.13	-	-	1,466.13
Investments (other than investment in Subsidiary)	-	-	-	-
<b>Total Financial assets</b>	<b>6,006.65</b>	<b>-</b>	<b>-</b>	<b>6,006.65</b>
<b>Financial liabilities</b>				
Trade and Other Payables	1,681.76	-	-	1,681.76
Other Financial Liabilities	54.36	-	-	54.36
<b>Total Financial liabilities</b>	<b>1,736.12</b>	<b>-</b>	<b>-</b>	<b>1,736.12</b>

- The fair value of investment (other than in subsidiary) is determined based on Level-1 input i.e the price quoted in active market.  
- For all of the Company's assets and liabilities which are not carried at fair value, disclosure of fair value is not required as the carrying amounts approximates the fair values.

B Financial risk management

The Company has exposure to the following risks arising from financial instruments:

- Credit risk (see (B)(ii));
- Liquidity risk (see (B)(iii)); and
- Market risk (see (B)(iv)).

i. Risk management framework

The Company's Board of Directors has overall responsibility for the establishment and oversight of the Company's risk management framework. The board of directors along with the top management are responsible for developing and monitoring the Company's risk management policies.

The Company's risk management policies are established to identify and analyse the risks faced by the Company, to set appropriate risk limits and controls and to monitor risks and adherence to limits. Risk management policies and systems are reviewed regularly to reflect changes in market conditions and the Company's activities. The Company, through its training and management standards and procedures, aims to maintain a disciplined and constructive control environment in which all employees understand their roles and obligations.

The Company's Board of Directors oversees how management monitors compliance with the Company's risk management policies and procedures, and reviews the adequacy of the risk management framework in relation to the risks faced by the Company.

ii. Credit risk

Credit risk refer to the risk of default on its obligation by the counter party resulting in financial loss. Credit risk always managed by the Company by proper approvals. Company's maximum exposure to credit risk is limited to the carrying amount of financial assets recognised at the end of the reporting period, as summarised below:

	Carrying amount March 31, 2024	Carrying amount March 31, 2023
Trade Receivables	186.60	177.65
Other Financial Assets	1,685.30	1,466.13
	<b>1,871.90</b>	<b>1,643.78</b>

Credit risk on cash and cash equivalents is limited as the Company generally invest in deposits with banks with high credit ratings assigned by the credit rating agencies. Investments primarily include investment in liquid mutual fund units.

IFCI Financial Services Limited

Notes to the financial statements

(All amounts are in Indian Rupees in Lakhs , unless otherwise stated)

Trade Receivables

The Company applies expected credit loss (ECL) model for measurement and recognition of loss allowance for Trade receivables. It follows a simplified approach wherein an amount equal to lifetime ECL is measured and recognised as loss allowance. Lifetime ECL are the expected credit losses resulting from all possible default events over the expected life of a financial asset. ECL are measured in a manner that they reflect unbiased and probability weighted amounts determined by a range of outcomes, taking into account the time value of money and other reasonable information available as a result of past events, current conditions and forecasts of future economic conditions.

As a practical expedient, the Company uses a provision matrix to measure lifetime ECL on its portfolio of trade receivables. The provision matrix is prepared based on historically observed default rates over the expected life of trade receivables and is adjusted for forward-looking estimates. At each reporting date, the historically observed default rates and changes in the forward-looking estimates are updated. ECL allowance recognised (or reversed) during the period is recognised as income/ expense in the statement of profit and loss. The movement of Allowance for Expected Credit Loss are provided herein under:-

Reconciliation of Allowance for Expected Credit Loss:-

	March 31, 2024	March 31, 2023
Opening Balance	672.43	633.03
Created / (Reversed) during the year	(1.47)	39.39
Closing Balance	670.96	672.43

Other Financial Assets

This balance is primarily constituted by deposit given to Stock exchange in relation to maintain minimum base capital requirement. The Company does not expect any losses from non-performance by these counter-parties.

iii. Liquidity risk

Liquidity risk is the risk that the Company will encounter difficulty in meeting the obligations associated with its financial liabilities that are settled by delivering cash or another financial asset. The Company's approach to managing liquidity is to ensure, as far as possible, that it will have sufficient liquidity to meet its liabilities when they are due, under both normal and stressed conditions, without incurring unacceptable losses or risking damage to the Company's reputation.

The Company's principal sources of liquidity are cash and cash equivalents, the cash flow that is generated from operations. The Company believes that the working capital is sufficient to meet its current requirements. Accordingly, no liquidity risk is perceived.

As of March 31, 2024, the Company had a working capital of ₹ 24,93,78,692/- including cash and bank balances of ₹ 1,84,60,467/- and Bank balances other than Cash and Cash equivalents of ₹. 28,34,59,579/-. Further the promoter of the Company have also committed to support the company for their current and future requirements.

The following are the remaining contractual maturities of financial liabilities at the reporting date. The amounts are gross and undiscounted, and include contractual interest payments and exclude the impact of netting agreements.

March 31, 2024

	Carrying amount	Contractual cash flows		
	Total	upto 1 year	more than 1 year	
Financial liabilities				
Trade Payables	2,368.68	2,368.68	2,368.68	-
Other financial liabilities	47.07	47.07	6.60	40.47
	2,415.75	2,415.75	2,375.28	40.47

March 31, 2023

	Carrying amount	Contractual cash flows		
	Total	upto 1 year	more than 1 year	
Financial liabilities				
Trade Payables	1,681.76	1,681.76	1,681.76	-
Other financial liabilities	54.36	54.36	-	54.36
	1,736.12	1,736.12	1,681.76	54.36

iv. Market risk

Market risk is the risk that changes in market prices, such as foreign exchange rates, interest rates and equity prices, will affect the Company's income or the value of its holdings of financial instruments. The objective of market risk management is to manage and control market risk exposures within acceptable parameters, while optimising the return.

C Capital management

For the purpose of the Company's capital management, capital includes issued equity capital, share premium and all other equity reserves attributable to the equity holders of the company. The primary objective of the Company's capital management is to maximise the shareholder value. The Company's policy is to maintain a strong capital base so as to maintain investor, creditor and market confidence and to sustain future development of the business. It sets the amount of capital required on the basis of annual business and long-term operating plans which include capital and other strategic investments. The funding requirements are met through support from the Holding Company. The Company monitors capital using a ratio of net debt to equity. For this purpose, net debt is defined as total liabilities, comprising interest-bearing loans and borrowings, trade payable, financial liabilities and other liabilities less cash and cash equivalents. Equity comprises all components of equity.

<b>IFCI Financial Services Limited</b> <b>Notes to the financial statements</b> <i>(All amounts are in Indian Rupees in Lakhs , unless otherwise stated)</i>			
<b>27 Income Taxes (IND AS 12) :</b>			<b>(in ₹ Lakhs)</b>
Deferred Tax Asset / (Liability) as on March 31, 2024 has been arrived at as follows:			
		<b>March 31, 2024</b>	<b>March 31, 2023</b>
Timing Difference on account of Disallowances		22.87	41.29
Timing Difference on account of Carry Forward Losses		134.12	103.84
	<b>A</b>	<b>156.99</b>	<b>145.13</b>
Less: Deferred Tax Liability arising on account of :			
Timing Difference on account of Disallowances		-	-
Timing Difference on account of Depreciation		(9.38)	(8.52)
	<b>B</b>	<b>(9.38)</b>	<b>(8.52)</b>
<b>Net Deferred Tax Asset/(Liability)</b>	<b>(A+B)</b>	<b>147.61</b>	<b>136.61</b>
According to IND AS-12, Deferred Tax Asset should be recognized only when there is a reasonable certainty supported by convincing evidence that sufficient future taxable income will be available. In view of prudence, the Company has not recognized Deferred Tax Asset.			
<b>28 Contingent liabilities</b>		<b>March 31, 2024</b>	<b>March 31, 2023</b>
<b>Contingent liabilities</b>			
a. Claims against the Company not acknowledged as debts		239.35	239.35
b. TDS demand outstanding with TRACES		-	1.02
c. Disputed Income tax demand* (Note (i))		7.15	156.35
		<b>246.50</b>	<b>396.72</b>
<i>(i) The company has the following Disputed Income tax demand as at March 31, 2024</i>			
<b>S.No</b>	<b>Assessment year</b>	<b>Forum where appeal is pending</b>	<b>Amount of demand</b>
1	2015-16	Commissioner of Income Tax (Appeals)	3.46
2	2016-17	Commissioner of Income Tax (Appeals)	3.60
3	2018-19	Commissioner of Income Tax (Appeals)	0.09
			<b>7.15</b>
<i>* The company is in the process of reconciling the amount of Income-tax demand outstanding with the provisions of tax held in books.</i>			
<b>29 Segment Reporting</b>			
The company operates only in India, and only in one segment i.e. stock broking and hence there are no reportable segments as defined in Indian Accounting Standard (IND AS -108) on "Segment Reporting". The entire revenue earned by the company is through the aforesaid services.			
<b>30 Related parties</b>			
<b>A Details of related parties and the relationships</b>			
<b>Description of relationship</b>	<b>Name of the party</b>		
- Holding Company	IFCI Limited		
- Subsidiary Company	a) IFIN Commodities Limited b) IFIN Credit Limited c) IFIN Securities Finance Limited (Formerly known as Narayan Sriram Investments Private Limited)		
- Fellow Subsidiary Company	a) IFCI Venture Capital Funds Limited b) IFCI Factors Limited c) IFCI Infrastructure Development limited d) Stock Holding Corporation of India Limited		
- Key management personnel	Mrs. Karpagam (w.e.f October 03, 2022) Managing Director Mr. Ramesh N.G.S (w.e.f May 23, 2019 and resigned on April 13,2023) Non-Executive Director Mr. Jayesh Amichand Shah (w.e.f November 07, 2020 & retired by rotation on September 27,2023) Non-Executive Director Mr. Rajesh Kumar (w.e.f November 07, 2020) Non-Executive Director Mr. Ramesh Gururaj Dharmaji (w.e.f September 27, 2023) Non-Executive Director Mr. Alan Savio Pacheco (w.e.f March 12, 2021) Nominee Director Mr. Atul Saxena (w.e.f May 19, 2022) Nominee Director Mr. A.V Pushparaj Chief Financial Officer (CFO) Mr. Ramkumar Srinivasan (w.e.f November 03, 2023) Chief Operating Officer(COO) Ms. J.M Sathyavathi (w.e.f 23.07.2023) Company Secretary (CS) Ms. Pragyan Shree (w.e.f November 02, 2021 and resigned on May 19,2023) Company Secretary (CS)		



<b>IFCI Financial Services Limited</b> <b>Notes to the financial statements</b> <i>(All amounts are in Indian Rupees in Lakhs , unless otherwise stated)</i>				
<b>B Transactions with key management personnel</b>				
<i>i. Key Management Personnel Compensation</i>				
			<b>Period ended March 31, 2024</b>	<b>Period ended March 31, 2023</b>
<u>Short-term benefits</u>				
- Mr. A.V Pushparaj			10.46	11.12
- Mr. Ramkumar Srinivasan			26.68	26.98
- Mrs.JM Sathyavathi			6.94	-
- Mrs. Pragyan Shree			-	7.87
			<b>44.08</b>	<b>45.97</b>
<u>Sitting fees paid to Directors</u>				
- Mr. Jayesh Amichand Shah			1.43	1.92
- Mr. Rajesh Kumar			2.31	2.22
- Mr. Ramesh Dharmaji			0.74	-
			<b>4.48</b>	<b>4.14</b>
<b>C Related party transactions other than those with Key Management Personnel</b>				
<b>Name of Related party</b>	<b>Nature of Relationship</b>	<b>Nature of Transactions</b>	<b>March 31, 2024</b>	<b>March 31, 2023</b>
IFIN Commodities Ltd.	Subsidiary Company	Reimbursement of Expenses received - Rent, Software AMC & Employee Cost	11.27	12.42
		Corporate Guarantee Limit given - HDFC Bank for Credit Facility	-	-
		Reimbursement of Festival advance Paid	-	-
		Incentive paid	-	(0.55)
		Salary deputation paid	(33.40)	(22.11)
IFIN Securities Finance Limited	Subsidiary Company	Reimbursement of Expenses received	72.95	72.95
		Brokerage Income	0.37	-
		Depository Participant Income	0.06	-
		Commission Income	-	-
		Salary deputation received	12.48	16.65
		Incentive received	-	2.79
		Reimbursement of Employee Insurance	-	-
		Receipt of short term borrowings	235.00	200.00
		Payment of short term borrowings	(235.00)	(200.00)
		Interest on loan	(0.17)	(0.23)
		Reimbursement of Laptop Hire Charges received	-	-
		PM Care Fund - Covid 19 Contribution	-	-
IFCI Limited	Holding Company	Salary deputation Paid	(3.74)	(8.36)
		Brokerage	2.10	2.20
		DP Income received	-	0.74
		Salary deputation received	9.11	9.34
		Reimbursement of Rent **	-	2.40
		Insurance for Deputed Employees paid	-	-
		Reimbursement of MD salary paid by IFCI Ltd	-	(22.86)
		Rent	(102.12)	(102.89)
		Reimbursement of Telephone & Others	(0.18)	(0.17)
		Reimbursement of Expenses received - Rent, Office Maint., Employee Cost & Duties and Taxes	5.80	5.80
IFIN Credit Ltd.	Subsidiary Company	Reimbursement of Expenses-Maintenance & Electricity	-	-
IFCI Factors Ltd.	Fellow Subsidiary Company	DP Income received	0.02	0.13
IFCI Infrastructure Development limited	Fellow Subsidiary Company	Brokerage	-	-
		DP Income received	0.02	0.02
IFCI Ventures Capital Fund Ltd.	Fellow Subsidiary Company	Brokerage	0.26	0.33
		DP Income received	0.04	0.04
Stock Holding Corporation of India Limited	Fellow Subsidiary Company	Brokerage on mutual fund	-	-
		MD Salary	(40.50)	(19.45)
		Transaction Charges	(0.08)	(4.77)
		Annual maintenance charges	-	-
<b>D Related Party Balances</b>				
<b>Name of Related party</b>	<b>Nature of Relationship</b>	<b>Nature of balance</b>	<b>March 31, 2024</b>	<b>March 31, 2023</b>
IFCI Limited	Holding Company	Receivable/(Payable)	8.42	6.26
IFIN Commodities Limited	Subsidiary Company	Receivable/(Payable)	(1.08)	(0.06)
IFIN Securities Finance Limited	Subsidiary Company	Receivable/(Payable)	-	0.04
IFCI Venture Capital Funds Limited	Fellow Subsidiary Company	Receivable/(Payable)	(0.61)	(0.40)
IFCI Factors Limited	Fellow Subsidiary Company	Receivable/(Payable)	0.17	0.15
IFCI Infrastructure Development Limited	Fellow Subsidiary Company	Receivable/(Payable)	0.02	(0.51)
Stock Holding Services Limited	Fellow Subsidiary Company	Receivable/(Payable)	(0.01)	-
Stock Holding Corporation of India Limited	Fellow Subsidiary Company	Receivable/(Payable)	38.22	566.25
<b>31</b> The Company when applying Ind AS 116 to leases previously classified as operating leases, has used practical expedients for not recognising right-of-use assets and liabilities for leases of low value assets. As the leases of the Company are short term leases, the Company has charged the lease expense as a period cost in the Statement of Profit & Loss Account.				
<b>32</b> According to information available with the Management, on the basis of intimation received from suppliers regarding their status under the Micro, Medium and Small Enterprises Development Act, 2006 (MSMED Act), the company has no amounts due to Micro, Medium and Small Enterprises under the said act as at March 31, 2024.				
<b>Sl. No</b>	<b>Particulars</b>	<b>March 31, 2024</b>	<b>March 31, 2023</b>	
(a)	The principal amount remaining unpaid at the end of the period	-	-	
(b)	The delayed payments of principal amount paid beyond the appointed date during the year	-	-	
(c)	Interest actually paid under Section 16 of MSMED Act	-	-	
(d)	Normal Interest due and payable during the year, for delayed payments, as per the agreed terms	-	-	
(e)	Total interest accrued during the year and remaining unpaid	-	-	
<i>This information has been determined to the extent such parties have been identified on the basis of information available with the Company.</i>				



**INDEPENDENT AUDITOR'S REPORT**

**TO THE MEMBERS OF M/S IFCI FINANCIAL SERVICES LIMITED**

**Report on the Audit of the Consolidated Financial Statements**

**Qualified Opinion**

We have audited the accompanying Consolidated Financial Statements of **M/s. IFCI Financial Services Limited** (hereinafter referred to as the "Holding Company") and its Subsidiaries (Holding Company and its Subsidiaries together referred to as "the Group"), which comprise the Consolidated Balance Sheet as at 31<sup>st</sup> March, 2024, and the Consolidated Statement of Profit and Loss, the Consolidated Statement of Changes in Equity and the Consolidated Statement of Cash Flows for the year then ended, and notes to the Consolidated Financial Statements, including a summary of significant accounting policies and other explanatory information (hereinafter referred to as "the Consolidated Financial Statements").


In our opinion and to the best of our information and according to the explanations given to us, except for the effects of the matter described in the *Basis for Qualified Opinion* section of our report, the aforesaid Consolidated Financial Statements give the information required by the Companies Act, 2013 (the "Act") in the manner so required and give a true and fair view in conformity with Indian Accounting Standards prescribed under section 133 of the Act read with the Companies (Indian Accounting Standards) Rules, 2015, as amended ("Ind AS") and other accounting principles generally accepted in India, of the consolidated state of affairs of the Group as at 31<sup>st</sup> March, 2024, of consolidated **loss**, consolidated changes in equity and its consolidated cash flows for the year then ended.

**Basis for Qualified Opinion**

**Adverse Opinion on the standalone Ind AS financials of subsidiary company M/s. IFIN Commodities Limited:** The Subsidiary company, M/s. IFIN Commodities Limited has 3.7% on the Group total assets as at 31<sup>st</sup> March 2024, 2.19% on the Group total revenue (including other income) and (-)8.14% of net cash out flows for the year ended 31.03.2024, considering its size in the Group, we treat the adverse opinion as qualified opinion on the Consolidated Financial Statements of **M/s. IFCI Financial Services Limited**.

The auditor of the subsidiary company M/s. IFIN Commodities Limited, whose financial statements reflect for the year ended on that date has given the following adverse opinion for preparing its standalone Ind As financials as going concern, which in their opinion, no longer be a going concern:

*"As stated in Note 40 to the accompanying financial statements, the company has surrendered its license with NCDEX and MCX on the basis of the resolution passed in the Board meetings held on 05.09.2023 and 30.01.2024 respectively. However the company has prepared the Financial Statements on Going Concern."*





*As a result of the license surrender, the company has ceased its trading operations, the sole source of revenue, with effect from 18.01.2024 and consequently the revenue from Brokerage from that date is 'Nil'. The Management does not have any approved future plans for operations. Considering this fact and in the absence of necessary and adequate evidence for the company's ability to continue as going concern, in our opinion the management's use of the going concern basis of accounting in the financial statements is inappropriate.*

Consequently the employee benefit expenses has been understated by Rs.9,48,065, GST input tax credit (Asset) has been overstated by Rs.6,15,237, the loss for the year, retained earnings, balance in statement of profit and loss and other equity is understated by Rs.15,63,302."

We conducted our audit of the Consolidated Financial Statements in accordance with the Standards on Auditing (SAs) specified under section 143(10) of the Act. Our responsibilities under those Standards are further described in the *Auditor's Responsibilities for the Audit of the Consolidated Financial Statements* section of our report. We are independent of the Group in accordance with the *Code of Ethics* issued by the Institute of Chartered Accountants of India (ICAI) together with the ethical requirements that are relevant to our audit of the Consolidated Financial Statements under the provisions of the Act and the Rules made thereunder, and we have fulfilled our other ethical responsibilities in accordance with these requirements and the ICAI's Code of Ethics. We believe that the audit evidence we have obtained is sufficient and appropriate to provide a basis for our audit opinion on the Consolidated Financial Statements.

#### **Key Audit Matters**

The companies comprising of the Group are unlisted public sector entities (where the ultimate shareholding of the entities owned by the Government of India is more than 51%). We have observed that the transactions of the Group are not: (a) significant as compared to the size of operations of its Ultimate Holding Company; (b) the transactions of the Company are not complex; and (c) of such nature to be of public interest. In view of the above, we are not mentioning any Key Audit Matters.

#### **Information Other than the Consolidated Financial Statements and Auditor's Report Thereon**

The Holding Company's Board of Directors is responsible for the preparation of the other information. The other information comprises the information included in the Management Discussion and Analysis, Board's Report including Annexures to Board's Report, but does not include the Consolidated Financial Statements and our auditor's report thereon. -

Our opinion on the Consolidated Financial Statements does not cover the other information and we do not express any form of assurance conclusion thereon.

In connection with our audit of the Consolidated Financial Statements, our responsibility is to read the other information and, in doing so, consider whether the other information is materially inconsistent with the Consolidated Financial Statements, or our knowledge obtained during the course of our audit or otherwise appears to be materially misstated.





If, based on the work we have performed, we conclude that there is a material misstatement of this other information, we are required to report that fact. We have nothing to report in this regard.

**Responsibility of Management and Those Charged with Governance for the Consolidated Financial Statements**

The Holding Company's Board of Directors is responsible for the preparation and presentation of these Consolidated Financial Statements in term of the requirements of the Companies Act, 2013 (the Act) that give a true and fair view of the consolidated financial position, consolidated financial performance including other comprehensive income, Consolidated Changes in Equity and Consolidated Cash flows of the Group in accordance with the accounting principles generally accepted in India, including the Accounting Standards specified under section 133 of the Act. The respective Board of Directors of the companies included in the Group are responsible for maintenance of adequate accounting records in accordance with the provisions of the Act for safeguarding the assets of the Group and for preventing and detecting frauds and other irregularities; selection and application of appropriate accounting policies; making judgments and estimates that are reasonable and prudent; and the design, implementation and maintenance of adequate internal financial controls, that were operating effectively for ensuring accuracy and completeness of the accounting records, relevant to the preparation and presentation of the financial statements that give a true and fair view and are free from material misstatement, whether due to fraud or error, which have been used for the purpose of preparation of the Consolidated Financial Statements by the Directors of the Holding Company, as aforesaid.

In preparing the Consolidated Financial Statements, the respective Board of Directors of the companies included in the Group are responsible for assessing the Group's ability to continue as a going concern, disclosing, as applicable, matters related to going concern and using the going concern basis of accounting unless Board of Directors either intends to liquidate the Group or to cease operations, or has no realistic alternative but to do so.

The respective Board of Directors of the companies included in the Group are also responsible for overseeing the financial reporting process of the Group.

**Auditor's Responsibilities for the Audit of the Consolidated Financial Statements**

Our objectives are to obtain reasonable assurance about whether the Consolidated Financial Statements as a whole are free from material misstatement, whether due to fraud or error, and to issue an auditor's report that includes our opinion. Reasonable assurance is a high level of assurance, but is not a guarantee that an audit conducted in accordance with SAs will always detect a material misstatement when it exists. Misstatements can arise from fraud or error and are considered material if, individually or in the aggregate, they could reasonably be expected to influence the economic decisions of users taken on the basis of these Consolidated Financial Statements.

As part of an audit in accordance with SAs, we exercise professional judgment and maintain professional skepticism throughout the audit. We also:





- Identify and assess the risks of material misstatement of the Consolidated Financial Statements, whether due to fraud or error, design and perform audit procedures responsive to those risks, and obtain audit evidence that is sufficient and appropriate to provide a basis for our opinion. The risk of not detecting a material misstatement resulting from fraud is higher than for one resulting from error, as fraud may involve collusion, forgery, intentional omissions, misrepresentations, or the override of internal control.
- Obtain an understanding of internal financial controls relevant to the audit in order to design audit procedures that are appropriate in the circumstances. Under section 143(3)(i) of the Act, we are also responsible for expressing our opinion on whether the Holding Company and its Subsidiary Companies which are companies incorporated in India, has adequate internal financial controls system in place and the operating effectiveness of such controls.
- Evaluate the appropriateness of accounting policies used and the reasonableness of accounting estimates and related disclosures made by management.
- Conclude on the appropriateness of management's use of the going concern basis of accounting and, based on the audit evidence obtained, whether a material uncertainty exists related to events or conditions that may cast significant doubt on the ability of the Group to continue as a going concern. If we conclude that a material uncertainty exists, we are required to draw attention in our auditor's report to the related disclosures in the Consolidated Financial Statements or, if such disclosures are inadequate, to modify our opinion. Our conclusions are based on the audit evidence obtained up to the date of our auditor's report. However, future events or conditions may cause the Group to cease to continue as a going concern.
- Evaluate the overall presentation, structure and content of the Consolidated Financial Statements, including the disclosures, and whether the Consolidated Financial Statements represent the underlying transactions and events in a manner that achieves fair presentation.
- Obtain sufficient appropriate audit evidence regarding the financial information of the entities or business activities within the Group to express an opinion on the Consolidated Financial Statements.

We are responsible for the direction, supervision and performance of the audit of the financial statements of such entities included in the Consolidated Financial Statements of which we are the independent auditors. For the other entities included in the Consolidated Financial Statements, which have been audited by other auditors, such other auditors remain responsible for the direction, supervision and performance of the audits carried out by them. We remain solely responsible for our audit opinion.

We communicate with those charged with governance regarding, among other matters, the planned scope and timing of the audit and significant audit findings, including any significant deficiencies in internal control that we identify during our audit.

We also provide those charged with governance with a statement that we have complied with relevant ethical requirements regarding independence, and to communicate with them all relationships and other matters that may reasonably be thought to bear on our independence, and where applicable, related safeguards.





### **Other Matters**

We did not audit the financial statements of 3 Subsidiaries whose financial statements reflect total assets of ₹ 36,03,18,738/- as at 31<sup>st</sup> March 2024, total revenues (including other income) of ₹326,75,098/- and net cash outflows amounting to ₹ (84,34,679)/- for the year ended on that date, as considered in the Consolidated Financial Statements. These financial statements have been audited by other auditors whose reports have been furnished to us by the Management and our opinion on the Consolidated Financial Statements, in so far as it relates to the amounts and disclosures included in respect of these Subsidiaries, and our report in terms of sub-section (3) of Section 143 of the Act, in so far as it relates to the aforesaid Subsidiaries is based solely on the reports of the other auditors.

Our opinion on the Consolidated Financial Statements, and our report on Other Legal and Regulatory Requirements below, is not modified in respect of the above matters with respect to our reliance on the work done and the reports of the other auditors and the financial statements / financial information certified by the Management.

### **Report on Other Legal and Regulatory Requirements**

1. As required by the Companies (Auditor's Report) Order, 2020 ("the Order"), issued by the Central Government of India in terms of sub-section (11) of section 143 of the Companies Act, 2013, we give in the "**Annexure 1**" a statement on the matters specified in paragraphs 3 and 4 of the Order, to the extent applicable.
2. We are enclosing our report in terms of section 143(5) of the Act, on the basis of such checks of the books and records of the company as we considered appropriate and according to the information and explanation given to us, in "**Annexure 2**" on the directions issued by the Comptroller and Auditors General of India.
3. As required by Section 143(3) of the Act, based on our audit and on the consideration of report of the other auditors on separate financial statements and the other financial information of subsidiaries, as noted in the 'other matters' paragraph we report, to the extent applicable, that:
  - a) We have sought and obtained all the information and explanations which to the best of our knowledge and belief were necessary for the purposes of our audit of the aforesaid Consolidated Financial Statements.
  - b) In our opinion, proper books of account as required by law relating to preparation of the aforesaid Consolidated Financial Statements have been kept so far as it appears from our examination of those books and the reports of the other auditors.
  - c) The Consolidated Balance Sheet, the Consolidated Statement of Profit and Loss including Other Comprehensive Income, the Consolidated Statement of Changes in Equity and the Consolidated Statement of Cash Flows dealt with by this Report are in agreement with the relevant books of account maintained for the purpose of preparation of the Consolidated Financial Statements.



- d) In our opinion, the aforesaid Consolidated Financial Statements comply with the Ind AS specified under Section 133 of the Act, read with Rule 7 of the Companies (Accounts) Rules, 2014.
- e) We have been informed that the provisions of the section 164(2) of the Act in respect of the disqualification of directors are not applicable to the Holding Company and its Subsidiaries incorporated in India, being a Government Company in terms of notification no. G.S.R. 463(E) dated June 5, 2015 issued by the Ministry of Corporate Affairs, Government.
- f) With respect to the adequacy of the internal financial controls with reference to Consolidated Financial Statements and the operating effectiveness of such controls, refer to our separate Report in "**Annexure 3**" which is based on the auditor's reports of the Holding Company and its Subsidiary Companies incorporated in India. Our report expresses an unmodified opinion on the adequacy and operating effectiveness of the internal financial control over financial reporting of those companies, for reasons stated therein.
- g) With respect to the matter to be included in the Auditors' Report under Section 197(16) of the Act, in our opinion and according to the information and explanation given to us, the provisions of section 197 of the Act are not applicable as the Companies included in the Group are Government Company.
- h) With respect to the other matters to be included in the Auditor's Report in accordance with Rule 11 of the Companies (Audit and Auditors) Rules, 2014, as amended in our opinion and to the best of our information and according to the explanations given to us:
- i. The Consolidated Financial Statements disclose impact of pending litigations on the consolidated financial position of the Group - Refer Note 30 of the Notes forming part of Consolidated Financial Statements.
  - ii. The Group did not have any long-term contracts including derivative contracts for which there were any material foreseeable losses.
  - iii. There were no amounts which were required to be transferred to the Investor Education and Protection Fund by the Holding Company, and its Subsidiary Companies incorporated in India.
  - iv.
    - (a) The Board of Directors of the Holding Company have represented that, to the best of its knowledge and belief, other than as disclosed in the notes to the accounts, no funds have been advanced or loaned or invested (either from borrowed funds or share premium or any other sources or kind of funds) by the Company to or in any other person(s) or entity(ies), including foreign entities ("Intermediaries"), with the understanding, whether recorded in writing or otherwise, that the Intermediary shall, whether, directly or indirectly lend or invest in other persons or entities identified in any manner whatsoever by or on behalf of the Company ("Ultimate Beneficiaries") or provide any guarantee, security or the like on behalf of the Ultimate Beneficiaries;





- (b) The Board of Directors of the Holding Company have represented, that, to the best of its knowledge and belief, other than as disclosed in the notes to the accounts, no funds have been received by the company from any person(s) or entity(ies), including foreign entities ("Funding Parties"), with the understanding, whether recorded in writing or otherwise, that the Company shall, whether, directly or indirectly, lend or invest in other persons or entities identified in any manner whatsoever by or on behalf of the Funding Party ("Ultimate Beneficiaries") or provide any guarantee, security or the like on behalf of the Ultimate Beneficiaries; and
- (c) Based on such audit procedures that were considered reasonable and appropriate in the circumstances, nothing has come to our notice that has caused us to believe that the representations made by the Board of Directors of the Holding Company under sub-clause (a) and (b) hereinabove contain any material mis-statement.
- v. No dividend has been declared or paid during the year by the Company.
- vi. The accounting software used for maintenance of books of account of the company, the feature of recording audit trail (edit log) facility, its operation through out the year for all transactions recorded in the software without tampering its feature and the preservation of audit trail as per the statutory requirements for record retention as reported by the respective auditors are given hereunder:

Name of the entity	Holding/Subsidiary	whether has		
		the feature of recording audit trail throughout the year	operated throughout the year	preservation of audit trail as per statutory requirements
IFCI Financial Services Limited	Holding	yes	In case of LD software – through out the year & in case of tally accounting software with effect from 16 <sup>th</sup> September, 2023	yes
IFIN Commodities Limited	Subsidiary	yes	yes	yes
IFIN Securities Finance Limited	Subsidiary	Not implemented	Not implemented	Not implemented
IFIN Credit Limited	Subsidiary	yes	yes	yes



*Sivakumar*

**Sivakumar Jayavelu**  
Partner – 217774

**V. KRISHNAN & CO.,**  
Chartered Accountants  
FRN: 001541S  
UDIN: 24217774BKAMWK4974

Place: Chennai  
Date: 26.04.2024

**ANNEXURE "1" TO THE INDEPENDENT AUDITOR'S REPORT**

**REPORT ON THE COMPANY (AUDITOR'S REPORT) ORDER, 2020 ("THE ORDER"), UNDER CLAUSE (i) OF SUB-SECTION (11) OF SECTION 143 OF THE COMPANIES ACT, 2013 (the ACT)**

*(Referred to in Paragraph 1 under 'Report on Other Legal and Regulatory Requirements' section of our report of even date to the members of **M/S IFCI FINANCIAL SERVICES LIMITED** on the Consolidated Financial Statements for the year ended 31<sup>st</sup> March 2024)*

(xxi) According to the information and explanations given to us, in respect of the following companies incorporated in India and included in the consolidated financial statements, the CARO report relating to them has been issued by the respective auditors till the date of this audit report:

Name of the Entity	CIN	Holding Company/subsidiary/Associate /Joint Venture Company	Clause number of the CARO report which is qualified or adverse
IFCI Financial Services Limited	U74899DL1995GOI064034	Holding	vii & xvii
IFIN Commodities Limited	U93000TN2009GOI070524	Subsidiary	xvii
IFIN Securities Finance Limited	U65991TN1989GOI017792	Subsidiary	i



*J. Sivakumar*

**Sivakumar Jayavelu**  
Partner – 217774  
**V.KRISHNAN & CO.,**  
Chartered Accountants

Place: Chennai  
Date: 26.04.2024

FRN: 001541S  
UDIN: 24217774BKAMWK4974



**ANNEXURE-2 TO THE INDEPENDENT AUDITOR'S REPORT**

**REPORT ON THE DIRECTIONS ISSUED BY THE COMPTROLLER AND AUDITOR GENERAL OF INDIA UNDER SECTION 143(5) OF THE COMPANIES ACT, 2013**

*(Referred to in Paragraph 2 under 'Report on Other Legal and Regulatory Requirements' section of our report of even date to the members of **IFCI FINANCIAL SERVICES LIMITED** on the Consolidated Financial Statements for the year ended 31<sup>st</sup> March, 2024)*

S.No.	GENERAL DIRECTIONS	AUDITOR'S COMMENT
<b>In respect of Holding Company: M/s IFCI Financial Services Limited:</b>		
1.	Whether the company has system in place to process all the accounting transactions through IT system? If yes, the implications of processing of accounting transactions outside IT system on the integrity of the accounts along with the financial implications, if any, may be stated.	The Company has a system in place to process all the accounting transactions through its IT systems with the support of accounting software – <b>LIDHA DIDHA (LD)</b> and <b>Tally accounting software</b> . The main activity is accounting for brokerage income earned from clients trading in equities and derivatives which are updated on a daily basis based on the trades carried through the exchange with the support of file / data shared by the exchanges. In respect of payroll related data, based on the files received from payroll department entries are uploaded periodically / monthly in the respective ledger accounts in the accounting software. Other administrative and routine entries are passed through the accounting software with appropriate menu-based operations. Based on the verification carried out by us during the course of our audit we have not come across any discrepancies in processing of accounting transactions outside the IT systems which has a significant implications on the integrity of accounts.
2.	Whether there is any restructuring of any existing loan or cases of waiver / write off of debts / loans / interest, etc. made by a lender to the company due to company's inability to repay the loan? If yes, the financial impact may be stated.	As per the information and explanations given to us the Company has not made any borrowings where there was any restricting of loans or waiver of loans.




3.	Whether funds received / receivable for specific schemes from Central / State Government or its agencies were properly accounted for / utilized as per its terms and conditions? List the cases of deviation.	As per the information and explanations given to us the Company has neither received any funds nor is receivable for specific schemes from Central / State Government or its agencies.
----	---	--

***In respect of Subsidiary Company: M/s IFIN Credit Limited:***

1.	Whether the company has system in place to process all the accounting transactions through IT system? If yes, the implications of processing of accounting transactions outside IT system on the integrity of the accounts along with the financial implications, if any, may be stated.	As per the information and explanations given to us, the company processes all the accounting transactions in computerized environment. No accounting transactions were processed outside IT system of the company.
2.	Whether there is any restructuring of any existing loan or cases of waiver / write off of debts / loans / interest, etc. made by a lender to the company due to company's inability to repay the loan? If yes, the financial impact may be stated.	There has been no restructuring of existing loans or cases of waiver / write off debts/ loan/ interest etc made by lender company due to company's inability to repay loan and hence no financial impact on the financials of the company.
3.	Whether funds received / receivable for specific schemes from Central / State Government or its agencies were properly accounted for / utilized as per its terms and conditions? List the cases of deviation.	There were no funds (grants/subsidy etc.) received/receivable for specific schemes from Central/ State Government or its agencies.

***In respect of Subsidiary Company: M/s IFIN Commodities Limited***

1.	Whether the company has system in place to process all the accounting transactions through IT System? If yes, the implications of processing of accounting transactions outside IT system on the integrity of the accounts along with the financial implications, if any, may be stated.	The Company maintains the accounting transactions through third party softwares like LIDHA DIDHA (LD) and tally software for maintaining the books of account. The other transactions are being carried out manually. The main activity is accounting for commodity income earned from clients trading in equities and derivatives which are updated on a daily basis based on the trades carried through the exchange with the support of file/data shared by the exchanges. In respect of payroll related data, based on the files received from the payroll
----	--	--






		department entries are updated periodically/monthly in the respective ledger account in the accounting software.
2.	Whether there is any restructuring of an existing loan or cases of waiver /write off of debts/loans/interest etc. made by a lender to the company due to the company's inability to repay the loan? If yes, the financial impact may be stated. (In case, lender is Government company, then this direction is also applicable for statutory auditor of lender company)	There has been no existing loans or cases of waiver / write off debts/ loan/ interest etc made by lender to company and hence restructuring dues does not arise.
3.	Whether funds (grants/subsidy etc) received /receivable for specific schemes from Central/State Government or its Agencies were properly accounted for /utilized as per its term and conditions? List the cases of Deviations	Not Applicable. The company has not received any Grant/Subsidy during the year under audit.

**In respect of Subsidiary Company: M/s IFIN Securities Finance Limited**

1.	Whether the company has system in place to process all the accounting transactions through IT System? If yes, the implications of processing of accounting transactions outside IT system on the integrity of the accounts along with the financial implications, if any, may be stated.	<p>The company has system in place to process all the accounting transactions through IT system using tally accounting software.</p> <p>The main activity is accounting for interest income earned from clients for loans against shares and margin funding which are extracted from Miles Software and loan against mutual funds is extracted from Dhanlap software (third party software) which are updated in the tally accounting software.</p> <p>In respect of payroll related data, based on the files received from payroll department entries are uploaded periodically/monthly in the respective ledger accounts in the tally accounting software. Based on the verification carried out by us during the course of our audit we have not come across any discrepancies in processing of accounting transactions outside the IT systems which has a significant implication on the integrity of accounts.</p>
2.	Whether there is any restructuring of an existing loan or cases of waiver /write off of debts/loans/interest etc. made by a lender to the company due to the company's	As per the information and explanations given to us, the Company has not taken any borrowings and hence not commented upon.



	<i>inability to repay the loan? If yes, the financial impact may be stated.</i>	
3.	<i>Whether funds (grants/subsidy etc) received /receivable for specific schemes from Central/State Government or its Agencies were properly accounted for /utilized as per its term and conditions? List the cases of Deviations.</i>	<i>The company is a Non-Banking Financial Company registered with RBI and no funds are received from any government agency for specific schemes.</i>



**Sivakumar Jayavelu**

Partner -217774

**V.KRISHNAN & CO.,**

Chartered Accountants

FRN: 001541S

UDIN: 24217774BKAMWK4974

Place: Chennai

Date: 26.04.2024



**ANNEXURE “3” TO THE INDEPENDENT AUDITOR’S REPORT**

**REPORT ON THE INTERNAL FINANCIAL CONTROLS WITH REFERENCE TO THE AFORESAID CONSOLIDATED FINANCIAL STATEMENTS UNDER CLAUSE (i) OF SUBSECTION 3 OF SECTION 143 OF THE COMPANIES ACT, 2013 (“the Act”)**

*(Referred to Point f in Paragraph 3 under ‘Report on Other Legal and Regulatory Requirements’ section of our report of even date to the members of **IFCI FINANCIAL SERVICES LIMITED** on the Consolidated Financial Statements for the year ended 31<sup>st</sup> March, 2024.)*

In conjunction with our audit of the Consolidated Financial Statements of the Company as of and for the year ended 31<sup>st</sup> March, 2024, we have audited the internal financial controls with reference to the Consolidated Financial Statements of **IFCI Financial Services Limited** (hereinafter referred to as “Holding Company”) and its Subsidiary Companies, which are companies incorporated in India, as of that date.


**Management’s Responsibility for Internal Financial Controls**

The respective Board of Directors of the Holding Company and its Subsidiary Companies, which are companies incorporated in India, are responsible for establishing and maintaining internal financial controls with reference to the Consolidated Financial Statements based on the criteria established by the respective Companies considering the essential components of internal control stated in the Guidance Note on Audit of Internal Financial Controls Over Financial Reporting issued by the Institute of Chartered Accountants of India (“the ICAI”). These responsibilities include the design, implementation and maintenance of adequate internal financial controls that were operating effectively for ensuring the orderly and efficient conduct of its business, including adherence to the respective company’s policies, the safeguarding of its assets, the prevention and detection of frauds and errors, the accuracy and completeness of the accounting records, and the timely preparation of reliable financial information, as required under the Act.

**Auditor’s Responsibility**

Our responsibility is to express an opinion on the internal financial controls with reference to the Consolidated Financial Statements based on our audit. We conducted our audit in accordance with the Guidance Note on Audit of Internal Financial Controls Over Financial Reporting (the “Guidance Note”) issued by the ICAI and the Standards on Auditing, prescribed under Section 143(10) of the Companies Act, 2013, to the extent applicable to an audit of internal financial controls with reference to the Consolidated Financial Statements. Those Standards and the Guidance Note require that we comply with ethical requirements and plan and perform the audit to obtain reasonable assurance about whether adequate internal financial controls over financial reporting was established and maintained and if such controls operated effectively in all material respects.

Our audit involves performing procedures to obtain audit evidence about the adequacy of the internal financial controls system with reference to the Consolidated Financial Statements and their operating effectiveness. Our audit of internal financial controls with reference to the Consolidated Financial Statements included obtaining an understanding of internal financial controls with reference to the





Consolidated Financial Statements, assessing the risk that a material weakness exists, and testing and evaluating the design and operating effectiveness of internal control based on the assessed risk. The procedures selected depend on the auditor's judgement, including the assessment of the risks of material misstatement of the financial statements, whether due to fraud or error.

We believe that the audit evidence we have obtained and the audit evidence obtained by the other auditors in terms of their reports referred to in the Other Matters paragraph below, is sufficient and appropriate to provide a basis for our audit opinion on the Company's internal financial controls system with reference to the Consolidated Financial Statements.

**Meaning of Internal Financial Controls with reference to the Consolidated Financial Statements**

A company's internal financial control with reference to the Consolidated Financial Statements is a process designed to provide reasonable assurance regarding the reliability of financial reporting and the preparation of Consolidated Financial Statements for external purposes in accordance with generally accepted accounting principles. A company's internal financial control with reference to the Consolidated Financial Statements includes those policies and procedures that:


- (1) pertain to the maintenance of records that, in reasonable detail, accurately and fairly reflect the transactions and dispositions of the assets of the company.
- (2) provide reasonable assurance that transactions are recorded as necessary to permit preparation of financial statements in accordance with generally accepted accounting principles, and that receipts and expenditures of the company are being made only in accordance with authorizations of management and directors of the company; and
- (3) provide reasonable assurance regarding prevention or timely detection of unauthorized acquisition, use, or disposition of the company's assets that could have a material effect on the financial statements.

**Inherent Limitations of Internal Financial Controls with reference to the Consolidated Financial Statements**

Because of the inherent limitations of internal financial controls with reference to the Consolidated Financial Statements, including the possibility of collusion or improper management override of controls, material misstatements due to error or fraud may occur and not be detected. Also, projections of any evaluation of the internal financial controls with reference to the Consolidated Financial Statements to future periods are subject to the risk that the internal financial control with reference to the Consolidated Financial Statements may become inadequate because of changes in conditions, or that the degree of compliance with the policies or procedures may deteriorate.

**Opinion**

In our opinion, and according to the information and explanations given to us the Holding Company and its Subsidiary Companies, which are companies incorporated in India, have, in all material respects, an adequate internal financial controls system with reference to the Consolidated Financial Statements and such internal financial controls with reference to the Consolidated Financial Statements were operating effectively as at 31<sup>st</sup> March, 2024, based on the internal control with reference to the Consolidated



Financial Statements criteria established by the respective companies considering the essential components of internal control stated in the Guidance Note on Audit of Internal Financial Controls Over Financial Reporting issued by the Institute of Chartered Accountants of India.

**Other Matters**

Our aforesaid reports under Section 143(3)(i) of the Act on the adequacy and operating effectiveness of the internal financial controls with reference to the Consolidated Financial Statements insofar as it relates to 3 Subsidiary Companies, which are companies incorporated in India, is based on the corresponding reports of the auditors of such companies incorporated in India. Our opinion is not modified in respect of this matter.



*J. Sivakumar*

**Sivakumar Jayavelu**

Partner -217774

**V.KRISHNAN & CO.,**

Chartered Accountants

FRN: 001541S

UDIN: 24217774BKAMWK4974

Place: Chennai

Date: 26.04.2024

IFCI Financial Services Limited			
Consolidated Balance Sheet as at March 31, 2024			
(All amounts are in Indian Rupees in Lakhs , unless otherwise stated)			(in ₹ Lakhs)
	Note	March 31, 2024	March 31, 2023
<b>ASSETS</b>			
<b>1. Non-Current assets</b>			
(a) Property, Plant and Equipment	2	61.21	75.19
(b) Other Intangible Assets	3	32.53	35.62
(c) Goodwill		22.54	22.54
(d) Financial Assets		-	-
- Investments		-	-
- Loans	4	283.73	761.64
- Other Financial Assets	5	218.83	365.94
(e) Deferred tax assets (net)		2.51	6.71
(f) Other Non-Current Assets	6	367.27	419.29
<b>Total Non-Current Assets</b>		<b>988.62</b>	<b>1,686.93</b>
<b>2. Current assets</b>			
(a) Financial Assets			
- Investments	7	91.56	254.00
- Trade Receivables	8	186.60	177.61
- Cash and Cash equivalents	9	1,901.55	1,213.84
- Bank balances other than above		3,435.70	3,317.46
- Loans	10	788.08	594.06
- Other Financial Assets	5	1,588.46	1,341.27
(b) Other Current Assets	11	107.93	116.79
<b>Total Current Assets</b>		<b>8,099.88</b>	<b>7,015.03</b>
<b>Total Assets</b>		<b>9,088.50</b>	<b>8,701.96</b>
<b>EQUITY AND LIABILITIES</b>			
<b>Equity</b>			
(a) Equity Share Capital	12	4,153.37	4,153.37
(b) Other Equity		2,273.03	2,336.58
<b>Total Equity</b>		<b>6,426.40</b>	<b>6,489.95</b>
<b>Liabilities</b>			
<b>1. Non-Current Liabilities</b>			
(a) Financial Liabilities			
- Other Financial Liabilities	13	40.79	37.14
(b) Provisions	16	92.48	84.33
(c) Deferred Tax Liabilities (net)		1.29	-
<b>Total Non-Current Liabilities</b>		<b>134.56</b>	<b>121.47</b>
<b>2. Current Liabilities</b>			
(a) Financial Liabilities			
- Trade Payables	14		
Total outstanding dues of micro enterprises and small enterprises		-	-
Total outstanding dues of creditors other than micro enterprises and small enterprises		2,372.99	1,684.22
- Other Financial Liabilities	13	8.78	24.68
(b) Other Current Liabilities	15	135.95	374.89
(c) Provisions	16	9.82	6.75
<b>Total Current Liabilities</b>		<b>2,527.54</b>	<b>2,090.54</b>
<b>Total Equity and Liabilities</b>		<b>9,088.50</b>	<b>8,701.96</b>
<i>The Accompanying Notes form an integral part of the Financial Statements</i>			
<b>As per our attached Report of even date</b> <b>For V. KRISHNAN &amp; CO</b> <b>Chartered Accountants</b> <b>Firm Regd No. 001541S</b>		<b>for and on behalf of the Board of Directors of</b> <b>IFCI Financial Services Limited</b> <b>CIN: U74899DL1995GOI064034</b>	
<b>J. Sivakumar</b> <b>Partner</b> <b>M.No : 217774</b>		<b>-Sd-</b> <b>S Karpagam</b> <b>Managing Director</b> <b>DIN: 09755388</b>	
		<b>-Sd-</b> <b>Atul Saxena</b> <b>Nominee Director</b> <b>DIN: 02698585</b>	
		<b>-Sd-</b> <b>JM Sathyavathi</b> <b>Company Secretary</b> <b>M.No : A43618</b>	
		<b>-Sd-</b> <b>A V Pushparaj</b> <b>Chief Financial Officer</b>	
<b>Place : Chennai</b> <b>Date: April 26, 2024</b>		<b>Place: Chennai</b> <b>Date: April 26, 2024</b>	



IFCI Financial Services Limited			
Consolidated Statement of Profit and Loss for the year ended March 31, 2024			
(All amounts are in Indian Rupees in Lakhs , unless otherwise stated)			(in ₹ Lakhs)
	Notes	March 31, 2024	March 31, 2023
Revenue from Operation	17	1,476.33	1,565.89
Other Income	18	300.15	271.33
<b>Total Income</b>		<b>1,776.48</b>	<b>1,837.22</b>
<b>Expenses</b>			
Operational Expense	19	551.71	572.69
Employee Benefit Expenses	20	740.90	831.91
Finance Costs	21	0.17	2.11
Depreciation and Amortisation Expense	22	20.52	18.29
Other Expenses	23	518.92	538.05
Impairment on Financial Instruments (including Bad Debts written off)	24	8.06	50.84
<b>Total Expenses</b>		<b>1,840.28</b>	<b>2,013.89</b>
<b>Profit/(Loss) before exceptional item and Tax</b>		<b>(63.80)</b>	<b>(176.67)</b>
<b>Exceptional Items</b>			
<b>Profit/(Loss) before Income Tax Expense</b>		<b>(63.80)</b>	<b>(176.67)</b>
Current Tax		7.08	10.01
Deferred Tax		4.97	(7.47)
Earlier Year Tax		-	(0.19)
MAT Credit Entitlement		-	(8.38)
<b>Income Tax Expense</b>		<b>12.05</b>	<b>(6.03)</b>
<b>Profit(Loss) after Tax</b>		<b>(75.85)</b>	<b>(170.64)</b>
<b>Other Comprehensive Income</b>			
<b>Items that will not be reclassified subsequently to profit or loss</b>			
Remeasurements of Defined Benefit Liability (Asset)		12.00	(51.85)
Income tax relating to items that will not be reclassified to profit or loss		0.30	0.08
<b>Net other comprehensive income not to be reclassified subsequently to profit or loss</b>		<b>12.30</b>	<b>(51.77)</b>
Items that will be reclassified subsequently to profit or loss		-	-
<b>Other Comprehensive Income for the year, net of income tax expense</b>		<b>12.30</b>	<b>(51.77)</b>
<b>Total Comprehensive Income</b>		<b>(63.55)</b>	<b>(222.41)</b>
<b>Earnings per Share</b>			
Basic and diluted earnings per share (in Rs.)	25	(0.18)	(0.41)
The Accompanying Notes form an integral part of the Financial Statements			
As per our attached Report of even date		for and on behalf of the Board of Directors of	
For V. KRISHNAN & CO		IFCI Financial Services Limited	
Chartered Accountants		CIN: U74899DL1995GOI064034	
Firm Regd No. 001541S			
		-Sd-	
		-Sd-	
J. Sivakumar		S Karpagam	
Partner		Managing Director	
M.No : 217774		DIN: 09755388	
		Atul Saxena	
		Nominee Director	
		DIN: 02698585	
		-Sd-	
		-Sd-	
		JM Sathyavathi	
		Company Secretary	
		M.No : A43618	
		A V Pushparaj	
		Chief Financial Officer	
Place : Chennai		Place: Chennai	
Date: April 26, 2024		Date: April 26, 2024	

IFCI Financial Services Limited		
Consolidated Statement of Profit and Loss for the year ended March 31, 2024		
(All amounts are in Indian Rupees in Lakhs , unless otherwise stated)		
	(in ₹ Lakhs)	
	March 31, 2024	March 31, 2023
<b>Cash flow from operating activities</b>		
Loss before Tax	(63.80)	(176.69)
<u>Adjustments for:-</u>		
Depreciation	20.52	18.29
Profit on Sale of Fixed assets	(0.25)	0.10
Dividend Received (considered separately under Investment Activities)	-	-
Finance Costs	0.17	2.11
Fair value change in Investment	11.98	18.89
Net Gain on Sale of Investments	(24.55)	(62.16)
Loss on sale of Investment	-	-
Interest Income	(243.68)	(165.37)
Loss on scrapped asset	-	-
Remeasurements of Defined Benefit Liability	12.00	(51.85)
Impairment of Receivables	8.06	50.84
Operating Cash Flow before Working Capital Changes	<b>(279.55)</b>	<b>(365.84)</b>
<u>Adjustments for:</u>		
(Increase) / Decrease in Trade Receivables	(17.05)	284.02
(Increase) / Decrease in Loans & Advances	-	-
(Increase) / Decrease in Other current Assets	8.86	(81.13)
Increase / (Decrease) in Trade Payable	688.77	(1,076.46)
Increase / (Decrease) in Other Current Liabilities	(238.95)	102.21
(Increase) / Decrease in Short term Loans and Advances	-	-
Increase / (Decrease) in Provisions	11.23	10.54
(Increase) / Decrease in Financial Asset	183.80	8.84
(Increase) / Decrease in Fixed Deposits	(118.24)	(93.41)
Increase / (Decrease) in Financial Liability	(12.26)	3.10
Cash generated from Operating Activities	<b>226.61</b>	<b>(1,208.13)</b>
Income Taxes Paid (Net of Refunds)	58.96	(40.58)
Net Cash from Operating Activities	<b>(A) 285.57</b>	<b>(1,248.71)</b>
<b>Cash Flow from Investing Activities</b>		
Purchase of Property, Plant and Equipment	(2.86)	(18.70)
Purchase of Intangible Assets	(0.65)	(3.27)
Sale of Fixed Assets	0.33	0.01
Sale of Current Investment	175.01	811.32
Interest received	243.68	165.37
Gratuity fund asset	(13.19)	45.00
Dividend Income	-	-
(Increase) / Decrease in Investments	-	-
Purchase of Current Investment	-	-
Net Cash used in Investing Activities	<b>(B) 402.32</b>	<b>999.73</b>
<b>Cash flow from Financing Activities</b>		
Finance Cost	(0.17)	(2.11)
Share Premium (net of expenses)	-	-
Net Cash from Financing Activities	<b>(C) (0.17)</b>	<b>(2.11)</b>
Net Increase/ (Decrease) in Cash and Cash Equivalents	<b>(A + B + C) 687.72</b>	<b>(251.09)</b>
Cash and Cash Equivalents at the beginning of the year	1,213.83	1,464.93
Cash and Cash Equivalents at the end of the year	<b>1,901.55</b>	<b>1,213.84</b>
Reconciliation of Cash and Cash Equivalents as per the Cash Flow Statement		
Balance with Banks in Current Accounts	204.35	928.74
Cash on Hand	0.21	0.10
Short term Deposits	1,696.99	285.00
	<b>1,901.55</b>	<b>1,213.84</b>
The Accompanying Notes form an integral part of the Financial Statements		
As per our attached Report of even date		
For V. KRISHNAN & CO	for and on behalf of the Board of Directors of	
Chartered Accountants	IFCI Financial Services Limited	
Firm Regd No. 001541S	CIN: U74899DL1995GOI064034	
	-Sd-	-Sd-
J. Sivakumar	S Karpagam	Atul Saxena
Partner	Managing Director	Nominee Director
M.No : 217774	DIN: 09755388	DIN: 02698585
	-Sd-	-Sd-
	JM Sathyavathi	A V Pushparaj
	Company Secretary	Chief Financial Officer
	M.No : A43618	
Place : Chennai	Place: Chennai	
Date: April 26, 2024	Date: April 26, 2024	

(All amounts are in Indian Rupees in Lakhs, unless otherwise stated)

(in ₹ Lakhs)

	Equity Share capital	Securities Premium Reserve	Statutory Reserves	General Reserve	Amalgamation Reserve	Retained Earnings	Other Comprehensive Income	Total
Balance at the beginning of the reporting period, April 01, 2022	4,153.37	4,516.44	71.96	95.02	17.45	(2,141.86)	-	6,712.38
Changes in equity share capital due to prior period errors	-	-	-	-	-	-	-	-
Restated balance at the beginning of the reporting period, April 01, 2022	4,153.37	4,516.44	71.96	95.02	17.45	(2,141.86)	-	6,712.38
Profit or Loss for the period	-	-	-	-	-	(170.66)	-	(170.66)
Transferred from Retained Earnings to Statutory reserve	-	-	7.81	-	-	(7.81)	-	-
Other Comprehensive Income (net of tax)	-	-	-	-	-	-	(51.77)	(51.77)
<b>Balance as at March 31, 2023</b>	<b>4,153.37</b>	<b>4,516.44</b>	<b>79.77</b>	<b>95.02</b>	<b>17.45</b>	<b>(2,320.33)</b>	<b>(51.77)</b>	<b>6,489.95</b>
<b>Balance at the beginning of the reporting period, April 01, 2023</b>	<b>4,153.37</b>	<b>4,516.44</b>	<b>79.77</b>	<b>95.02</b>	<b>17.45</b>	<b>(2,320.33)</b>	<b>(51.77)</b>	<b>6,489.95</b>
Changes in equity share capital due to prior period errors	-	-	-	-	-	-	-	-
Restated balance at the beginning of the reporting period, April 01, 2023	4,153.37	4,516.44	79.76	95.02	17.45	(2,372.09)	-	6,489.95
Profit or Loss for the period	-	-	-	-	-	(75.85)	-	(75.85)
Transferred from Retained Earnings to Statutory reserve	-	-	-	-	-	-	-	-
Other Comprehensive Income (net of tax)	-	-	-	-	-	-	12.30	12.30
<b>Balance as at March 31, 2024</b>	<b>4,153.37</b>	<b>4,516.44</b>	<b>79.76</b>	<b>95.02</b>	<b>17.45</b>	<b>(2,447.94)</b>	<b>12.30</b>	<b>6,426.40</b>

*The Accompanying Notes form an integral part of the Financial Statements*

M.No : 217774

**DIN: 09755388**

**DIN: 02698585**

**M.No : A43618**

**Chief Financial Officer**

**Date:** April 26, 2024

**Date:** April 26, 2024

## IFCI Financial Services Limited

### Notes to the Consolidated Financial Statements

(All amounts are in Indian Rupees in Lakhs , unless otherwise stated)

#### 1 Significant Accounting Policies

##### A Groups Background:

The Consolidated Financial Statements comprises of standalone financial statements of IFCI Financial Services Limited (the Parent) and its subsidiaries collectively the group for the year ended March 31,2024. IFCI Financial Services Ltd (IFIN) was promoted in 1995, by IFCI Ltd., to provide a wide range of financial products and services to investors, institutional and retail. IFIN is primarily involved in Stock Broking, Investment Banking, Mutual Fund Distribution & Advisory Services, Depository Participant Services, Insurance Products Distribution and the like.

IFIN is a SEBI registered Stock Broker on National Stock Exchange of India Ltd (NSE) and Bombay Stock Exchange (BSE) etc. and is positioned as a global financial supermarket, built on the foundations of incisive research and trust. Intense interaction with investors helps us understand their specific needs and suggest holistic and appropriate financial solutions. Our team of professionals continuously scans the financial arena and stay ever prepared to educate investors and partner them in creating enduring wealth.

##### Subsidiaries:

- The subsidiary company IFIN Commodity Limited is a registered member of Multi Commodity Exchange Limited and National Commodity and Derivatives Exchange (NCDEX) and it is primarily engaged in the business of providing Commodity Market related transaction services.
- The subsidiary company IFIN Securities Finance Limited is a Non Banking Finance Company, registered u/s 45-IA of Reserve Bank of India Act, and is primarily engaged in the business of providing loans against shares and margin funding.
- The subsidiary company IFIN Credit Limited is not engaged in any business activity.

##### IFCI Limited, our legendary Parent Institution

The Government of India established The Industrial Finance Corporation of India (IFCI) on July 1, 1948 as India's first and premier Development Financial Institution, to cater to the long - term financial needs of the industrial sector.

##### B Summary of Significant Accounting Policies

This note provides a list of the significant accounting policies adopted in the preparation of the Consolidated Financial Statements. These policies have been consistently applied to all the years presented, unless otherwise stated.

###### a) Basis of Preparation

###### (i) Statement of Compliance

The Consolidated Financial Statements for the year ended March 31, 2024 have been prepared by the Group in accordance with Indian Accounting Standards (Ind AS) notified under section 133 of the Companies Act, 2013 read with relevant rules of the Companies (Indian Accounting Standards) Rules, 2015.

The Consolidated financial statements were authorised for issue by the Company's Board of Directors on April 26, 2024.

The Consolidated financial statements have been prepared in accordance with historical cost basis, except for certain financial instruments which are measured at fair values, as explained in the accounting policies.

###### (ii) Functional and Presentation Currency

These Consolidated financial statements are presented in Indian Rupees (₹) in Lakhs, which is the Group's functional and presentation currency. All amounts are rounded off to the nearest two decimal, except when otherwise indicated.

###### (iii) Use of Estimates and Judgment

The preparation of the Consolidated financial statements in conformity with Ind AS requires management to make estimates, judgments and assumptions. These estimates, judgments and assumptions affect the application of accounting policies and the reported amounts of assets and liabilities, the disclosures of contingent assets and liabilities at the date of the financial statements and reported amounts of revenues and expenses during the period. Accounting estimates could change from period to period. Actual results could differ from those estimates. Appropriate changes in estimates are made as management becomes aware of changes in circumstances surrounding the estimates. Changes in estimates are reflected in the Consolidated financial statements in the period in which changes are made and, if material, their effects are disclosed in the notes to the financial statements.

Estimates and underlying assumptions are reviewed on an ongoing basis. Revisions to accounting estimates are recognised prospectively.

###### (a) Judgements

Information about the judgements made in applying accounting policies that have the most significant effects on the amounts recognised in the Consolidated financial statements is included here:

**Classification of financial assets :** Assessment of business model within which the assets are held and assessment of whether the contractual terms of the financial asset are solely payments of principal and interest on the principal amount outstanding.

**Impairment of financial assets :** establishing the criteria for determining whether credit risk on the financial assets has increased significantly since initial recognition, determining methodology for incorporating forward looking information into measurement of expected credit loss ('ECL') and selection of models used to measure ECL.



## IFCI Financial Services Limited

### Notes to the Consolidated Financial Statements

(All amounts are in Indian Rupees in Lakhs , unless otherwise stated)

**Equity accounted investees :** The Company has significant influence over its subsidiaries (investee) of IFIN Commodities Limited (ICOM), IFIN Securities Finance Limited (ISFL) & IFIN Credit Limited (ICL).

#### (b) Assumptions and estimation uncertainties

Information about assumptions and estimation uncertainties that have a significant risk of resulting in a material adjustment in the year ended 31st March 2024 is included in the following notes:

**Impairment of financial instruments :** Determining inputs into the ECL measurement model, including incorporation of forward looking information including key assumptions used in estimating recoverable cash flows

- Determination of the fair value of financial instruments with significant unobservable inputs.
- Measurement of defined benefit obligations : key actuarial assumptions.
- Recognition of deferred tax assets : availability of future taxable profit against which carry forward tax losses can be used.
- Determination of the estimated useful lives of tangible assets and the assessment as to which components of the cost may be capitalized
- Estimates regarding the value in use of the cash generating unit (CGU) for non financial assets based on the future cash flows.; and
- Recognition and measurement of provisions and contingencies: key assumptions about the likelihood and magnitude of an outflow of resources.

#### (vi) Business Combinations

Business Combinations are accounted for using the acquisitions method. At the acquisition date, identifiable assets acquired and liabilities assumed are measured at fair value. For this purpose, the liabilities assumed include contingent liabilities representing present obligation and they are measured at their acquisition date fair values irrespective of the fact that outflow of resources embodying economic benefits is not probable. The Consideration transferred is measured at fair value at acquisition date and includes the fair value of any contingent consideration. However, deferred tax asset or liability and any liability or asset relating to employee benefit arrangements arising from a business combination are measured and recognized in accordance with the requirements of Ind AS 12, Income taxes and Ind AS 19, Employee Benefits, Respectively .Where the consideration transferred exceed the fair value of the net identifiable assets acquired and liabilities assumed, the excess is recorded as goodwill. Alternatively, in case of a bargain purchase wherein the consideration transferred is lower than the fair value of the net identifiable assets acquired and liabilities assumed, the difference as a gain in other comprehensive income and accumulate the gain in equity as capital reserve. The costs of acquisitions excluding those relating to issue of equity or debt securities are charged to the Statement of Profit and Loss in the period in which they are incurred.

In case of business combinations involving entities under common control, the above policy does not apply. Business combinations involving entities under common control are accounted for using the pooling of interests method. The net assets of the transferor entity or business are accounted at their carrying amount on the date of the acquisition subject to necessary adjustments required to harmonic accounting policies. Any excess or short fall of the consideration paid over the share capital of transferor entity or business is recognized as capital reserve under equity.

#### Goodwill

Goodwill is an asset representing the future economic benefits arising from other assets acquired in a business combination that are not individually identified and separately recognized. Goodwill is initially measured at cost, being the excess of the consideration transferred over the net identifiable assets acquired and liabilities assumed, measured in accordance with Ind AS 103 - Business Combinations.

Goodwill is considered to have indefinite useful life and hence is not subject to amortization but tested for impairment at least annually. After initial recognition, goodwill is measured at cost less any accumulated impairment losses.

For the purpose of impairment testing, goodwill acquired in a business combination, is from the acquisition date, allocated to each of the group's cash generation Units (CGUs) that are expected to benefit from the combination. A CGU is the Smallest identifiable group of assets that generates cash inflows that are largely independent of the cash inflows from other assets or group of assets. Each CGU or a combination of CGU to which goodwill is so allocated represents the lowest level at which goodwill is monitored for internal management purpose and it is not larger than an operating segment of the group.

A CGU to which the goodwill is allocated is tested for impairment annually, and whenever there is an indication that the CGU may be impaired, by comparing the carrying amount of the CGU, including the goodwill with the recoverable amount of the CGU. If the recoverable amount of the CGU exceed the carrying amount of the CGU, the group recognizes an impairment loss by first reducing the carrying amount of any goodwill allocated to the CGU and then to other assets of the CGU pro-rata based on the carrying amount of each asset in the CGU. Any impairment loss on goodwill is recognized in the statement of profit and loss. An impairment loss recognized on goodwill is not reversed in subsequent periods.

On disposal of a CGU to which goodwill is allocated the goodwill associated with the disposed CGU is included in the carrying amount of the CGU when determining the gain or loss on disposal.

#### (v) Principles and assumptions used for consolidated financial statements and pro-forma adjustments

The consolidated financial statements have been prepared applying the principles laid in the Indian Accounting Standard (Ind AS) 110 Consolidated Financial Statements issued by the Institute of Chartered Accountants of India as considered appropriate for the purposes of these Consolidated Balance Sheet, and Profit and Loss Account, together referred to in as 'Consolidated Financial Statements'.

**IFCI Financial Services Limited****Notes to the Consolidated Financial Statements**

(All amounts are in Indian Rupees in Lakhs , unless otherwise stated)

IFCI Financial Services Ltd's (the parent company or the holding company) shareholding in the following companies as on March 31, 2024 and March 31, 2023 are as under:

Name of the Subsidiary	Country	Date on which became a Subsidiary	As on 31st Mar 2024		As on March 31, 2023	
			No of shares held	% of holding	No of shares held	% of holding
IFIN Commodities Limited	India	30-Jan-09	50.00	100%	50.00	100%
IFIN Credit Limited	India	01-Feb-10	25.00	100%	25.00	100%
IFIN Securities Finance Ltd. (Formerly known as Narayan Sriram Investments Private Ltd)	India	02-Mar-11	30.01	100%	30.01	100%

**(vi) Principles used in preparing Consolidated Financial statements:**

a) In preparing consolidated financial statements, the financial statements of the parent and its subsidiaries is combined on a line by line basis by adding together like items of assets, liabilities, income and expenses.

b) Intra-group transactions are eliminated in preparation of consolidated financial statements

c) The cost to the parent of its investment in each subsidiary and the parent's portion of equity of each subsidiary, at the date on which investment in each subsidiary is made, is eliminated.

(i) In the case of IFIN Commodities Ltd., since the amount paid is equal to the paid up capital of the subsidiary, there is neither goodwill nor a capital reserve.

(ii) In the case of IFIN Credit Ltd., IFCI Financial Services Ltd. had acquired the 100% of the share capital in two stages i.e. initially 45% in the accounting year 2008 - 2009 and the balance in 2009 - 2010. The total amount paid is Rs.279 Lakhs for a net asset value of Rs.198.81 Lakhs as on 01.02.2010 i.e., the date on which the Company became a subsidiary (Wholly owned). The surplus of Rs. 80.19 Lakhs is adjusted against the Amalgamation Reserve of Rs. 97.64 Lakhs leaving a balance of Rs. 17.45 Lakhs

(iii) In the case of IFIN Securities Finance Ltd (Formerly known as Narayan Sriram Investments Private Ltd.), IFCI Financial Services Ltd. had acquired the 100% of the share capital for a consideration of Rs. 73.23 Lakhs for a total equity of Rs. 1 Lakhs as on 02.03.2011 i.e., the date on which the Company became a subsidiary (Wholly owned). The total Net worth as on date of acquisition of Rs. 50.69 Lakhs and the balance amount of Rs.22.54 Lakhs is shown as goodwill.

**(vii) Cash Flow Statement**

Cash flow statement is prepared in accordance with the indirect method prescribed in Ind AS 7 'Statement of Cash Flows'

Cash and cash equivalents in the balance sheet comprise cash at banks and on hand and short-term deposits with an original maturity of three months or less, which are subject to an insignificant risk of changes in value.

**(viii) Measurement of Fair Values**

A number of the Group's accounting policies and disclosures require the measurement of fair values, for both financial and non-financial assets and liabilities.

Fair values are categorised into different levels in a fair value hierarchy based on the inputs used in the valuation techniques as follows.

- Level 1: quoted prices (unadjusted) in active markets for identical assets or liabilities.
- Level 2: inputs other than quoted prices included in Level 1 that are observable for the asset or liability, either directly (i.e. as prices) or indirectly (i.e. derived from prices).
- Level 3: inputs for the asset or liability that are not based on observable market data (unobservable inputs).

When measuring the fair value of an asset or a liability, the Group uses observable market data as far as possible. If the inputs used to measure the fair value of an asset or a liability fall into different levels of the fair value hierarchy, then the fair value measurement is categorised in its entirety in the same level of the fair value hierarchy as the lowest level input that is significant to the entire measurement.

The Group recognises transfers between levels of the fair value hierarchy at the end of the reporting period during which the change has occurred.

**b) Financial Instruments****(i) Initial recognition and measurement**

Financial assets and financial liabilities are initially recognised when the Group becomes a party to the contractual provisions of the instrument.

A financial asset or financial liability is initially measured at fair value. Transaction costs that are directly attributable to the acquisition or issue of financial assets and financial liabilities (other than financial assets and financial liabilities at fair value through profit and loss (FVTPL)) are added to or deducted from the fair value of the financial assets or financial liabilities, as appropriate, on initial recognition.

**IFCI Financial Services Limited****Notes to the Consolidated Financial Statements**

(All amounts are in Indian Rupees in Lakhs , unless otherwise stated)

**(ii) Classification and Subsequent Measurement***Financial Assets*

On initial recognition, a financial asset is classified and measured at

- Amortised Cost;
- FVOCI; or
- FVTPL

Financial assets are not reclassified subsequent to their initial recognition, except if and in the period the Group changes its business model for managing financial assets.

A financial asset is measured at amortised cost if it meets both of the following conditions and is not designated as at FVTPL:

- the asset is held within a business model whose objective is to hold assets to collect contractual cash flows; and
- the contractual terms of the financial asset give rise on specified dates to cash flows that are solely payments of principal and interest on the principal amount outstanding.

All financial assets not classified as measured at amortised cost or FVOCI as described above are measured at FVTPL. This includes all derivative financial assets. On initial recognition, the Group may irrevocably designate a financial asset that otherwise meets the requirements to be measured at amortised cost or at FVOCI as at FVTPL if doing so eliminates or significantly reduces an accounting mismatch that would otherwise arise.

*Financial Assets: Subsequent measurement and gains and losses*

Financial assets at FVTPL	These assets are subsequently measured at fair value. Net gains and losses, including any interest or dividend income, are recognised in Statement of Profit and Loss.
Financial assets at amortised cost	These assets are subsequently measured at amortised cost using the effective interest method. The amortised cost is reduced by impairment losses. Interest income, foreign exchange gains and losses and impairment are recognised in Statement of Profit and Loss. Any gain or loss on derecognition is recognised in Statement of Profit and Loss.
FVOCI	These assets are subsequently measured at fair value. Interest income under the effective interest method, foreign exchange gains and losses and impairment are recognised in Statement of Profit and Loss. Other net gains and losses are recognised in OCI and are not reclassified to profit or loss.

*Financial Liabilities: Classification, subsequent measurement and gains and losses*

Financial liabilities are classified as measured at amortised cost or FVTPL. A financial liability is classified as at FVTPL if it is classified as held-for-trading, or it is a derivative or it is designated as such on initial recognition. Financial liabilities at FVTPL are measured at fair value and net gains and losses, including any interest expense, are recognised in Statement of Profit and Loss. Other financial liabilities are subsequently measured at amortised cost using the effective interest method. Interest expense and foreign exchange gains and losses are recognised in Statement of Profit or Loss. Any gain or loss on derecognition is also recognised in Statement of Profit and Loss.

**(iii) Derecognition***Financial Assets*

The Group derecognises a financial asset when :

- the contractual rights to the cash flows from the financial asset expire, or
- the Group transfers the rights to receive the contractual cash flows in a transaction in which substantially all of the risks and rewards of ownership of the financial asset are transferred or in which the Group neither transfers nor retains substantially all of the risks and rewards of ownership and does not retain control of the financial asset.

If the Group enters into transactions whereby it transfers assets recognised on its balance sheet, but retains either all or substantially all of the risks and rewards of the transferred assets, the transferred assets are not derecognised.

*Financial Liabilities*

The Group derecognises a financial liability when its contractual obligations are discharged or cancelled, or expired.

The Group also derecognises a financial liability when its terms are modified and the cash flows under the modified terms are substantially different. In this case, a new financial liability based on the modified terms is recognised at fair value. The difference between the carrying amount of the financial liability extinguished and the new financial liability with modified terms is recognised in Statement of Profit and Loss.

**(iv) Offsetting**

Financial assets and financial liabilities are offset and the net amount presented in the balance sheet when, and only when, the Group currently has a legally enforceable right to set off the amounts and it intends either to settle them on a net basis or to realise the asset and settle the liability simultaneously.

**IFCI Financial Services Limited****Notes to the Consolidated Financial Statements**

(All amounts are in Indian Rupees in Lakhs , unless otherwise stated)

**c) Investments:**

All equity investments in scope of Ind AS 109 (i.e. other than equity investments in subsidiaries / associates / joint ventures) are measured at FVTPL.

Subsequently, these are measured at fair value and changes therein, are recognised in profit and loss account. However on initial recognition of an equity instrument that is not held for trading, the Group may irrevocably elect to present subsequent changes in fair value in OCI. This election is made on an investment by investment basis.

**d) Property, Plant and Equipment****(i) Recognition and Measurement**

Property, Plant and Equipment are stated at cost (cost is inclusive of inward freight, duties and taxes and incidental expenses related to acquisition including applicable borrowing costs for qualifying assets) and is net of accumulated depreciation and impairment losses, if any.

Cost of an item of property, plant and equipment comprises its purchase price, including import duties and non-refundable purchase taxes, after deducting trade discounts and rebates, any directly attributable cost of bringing the item to its working condition for its intended use and estimated costs of dismantling and removing the item and restoring the site on which it is located.

If significant parts of an item of property, plant and equipment have different useful lives, then they are accounted for as separate items (major components) of property, plant and equipment.

Any gain or loss on disposal of an item of property, plant and equipment is recognised in Statement of Profit and Loss.

**(ii) Subsequent Expenditure**

Subsequent expenditure is capitalised only if it is probable that the future economic benefits associated with the expenditure will flow to the Group.

**(iii) Depreciation**

Depreciation is calculated on cost of items of property, plant and equipment less their estimated residual values over their estimated useful lives using straight-line method and is generally recognised in the Statement of Profit and Loss.

Residual value in respect of assets is considered as 5% of the cost for computing depreciation.

The estimated useful lives of items of property, plant and equipment for the current and comparative periods are as follows:

<b>Asset</b>	<b>Useful life (in years)</b>
Computer equipment's and accessories	3
Servers	6
Office equipment's	5
Motor Vehicles	10
Furniture and fittings	10

Depreciation on additions (disposals) is provided on a pro-rata basis i.e. from (up to) the month in which asset is disposed of.

**(iv) Derecognition**

An item of property, plant and equipment is derecognized upon disposal or when no future economic benefits are expected to arise from the continued use of asset. Any gain or loss arising on the disposal or retirement of an item of property, plant and equipment is determined as the difference between the sales proceeds and the carrying amount of the asset and is recognized in Statement of Profit and Loss.

**e) Other Intangible Assets****(i) Recognition and Measurement**

Other intangible assets are initially measured at cost. Such intangibles are subsequently measured at cost less accumulated amortisation and any accumulated impairment losses.

**(ii) Subsequent Expenditure**

Subsequent expenditure is capitalised only when it increases the future economic benefits embodied in the specific asset to which it relates. All other expenditure on internally generated intangibles is recognised in Statement of Profit and Loss as incurred.

**(iii) Amortization**

Amortisation is calculated to write off the cost of intangible assets over their estimated useful lives using the straight-line method, and is included in depreciation and amortisation in Statement of Profit and Loss.

The estimated useful lives are as follows:

<b>Assets</b>	<b>Useful life (in years)</b>
Computer Software	6
Non compete fees	5

Amortisation method, useful lives and residual values are reviewed at the end of each financial year, with the effect of any changes in estimate being accounted for on a prospective basis.

## **IFCI Financial Services Limited**

### **Notes to the Consolidated Financial Statements**

*(All amounts are in Indian Rupees in Lakhs , unless otherwise stated)*

#### **f) Impairment**

##### **(i) Impairment of Financial Instruments**

The Group recognizes loss allowances for expected credit losses on financial assets measured at amortized cost and FVOCI. At each reporting date, the Group assesses whether financial assets carried at amortized cost are credit - impaired. A financial asset is 'credit - impaired' when one or more events that have a detrimental impact on the estimated future cash flows of the financial asset have occurred.

Impairment loss is the difference between all contractual cash flows that are due to the Group in accordance with the contract and all the cash flows that the Group expects to receive (i.e. all cash shortfalls). The Group estimates cash flows by considering all contractual terms of the financial instrument through the expected life of that financial instrument.

The Group follows 'simplified approach' for recognition of impairment loss allowance on trade receivables which do not contain a significant financing component. The application of simplified approach does not require the Group to track changes in credit risk. Rather, it recognises impairment loss allowance based on lifetime impairment pattern at each balance sheet date, right from its initial recognition.

Loss allowances for financial assets measured at amortized cost are deducted from the gross carrying amount of the assets. The gross carrying amount of a financial asset is written off (either partially or in full) to the extent that there is no realistic prospect of recovery. This is generally the case when the Group determines that the debtor does not have assets or sources of income that could generate sufficient cash flows to repay the amounts subject to the write-off. However, financial assets that are written off could still be subject to enforcement activities in order to comply with the Group's procedures for recovery of amounts due.

##### **(ii) Impairment of Non-Financial Assets**

The Group assesses at each reporting date whether there is any indication that the carrying amount may not be recoverable. If any such indication exists, then the asset's recoverable amount is estimated and an impairment loss is recognised if the carrying amount of an asset or Cash Generating Unit (CGU) exceeds its estimated recoverable amount in the Statement of Profit and Loss.

The Group's non-financial assets and deferred tax assets, are reviewed at each reporting date to determine whether there is any indication of impairment. If any such indication exists, then the asset's recoverable amount is estimated. For impairment testing, assets that do not generate independent cash inflows are grouped together into CGUs. Each CGU represents the smallest group of assets that generates cash inflows that are largely independent of the cash inflows of other assets or CGUs. Impairment loss recognised in respect of a CGU is allocated to reduce the carrying amounts of the assets of the CGU (or group of CGUs) on a pro rata basis.

In respect of assets for which impairment loss has been recognised in prior periods, the Group reviews at each reporting date whether there is any indication that the loss has decreased or no longer exists. An impairment loss is reversed if there has been a change in the estimates used to determine the recoverable amount. Such a reversal is made only to the extent that the asset's carrying amount does not exceed the carrying amount that would have been determined, net of depreciation or amortisation, if no impairment loss had been recognised.

#### **g) Employee Benefits**

##### **(i) Short-term Employee Benefits**

Short-term employee benefit obligations are measured on an undiscounted basis and are expensed as the related service is provided. A liability is recognised for the amount expected to be paid e.g., under short-term cash bonus, if the Group has a present legal or constructive obligation to pay this amount as a result of past service provided by the employee, and the amount of obligation can be estimated reliably.

##### **(ii) Provident Fund**

Employees receive benefits from a provident fund, which is a defined contribution plan. Both the employee and the Group make monthly contributions to the Regional Provident Fund equal to a specified percentage of the covered employee's salary. The Group recognizes contribution payable to the provident fund scheme as an expenditure, when an employee renders the related service. The Group has no further obligations under the plan beyond its monthly contributions. The contributions are charged to the Statement of Profit and Loss of the year when the contributions to the respective funds are due and there are no other obligations other than the contribution payable.

##### **(iii) Gratuity**

The Group provides for gratuity in accordance with the Payment of Gratuity Act, 1972, a defined benefit retirement plan (the Plan) covering all employees. The plan, subject to the provisions of the above Act, provides a lump sum payment to eligible employees at retirement, death, incapacitation or termination of employment, of an amount based on the respective employee's salary and the tenure of employment. The gratuity Scheme is operated through Group gratuity Scheme of LIC. Gratuity liability is accrued and provided for on the basis of an actuarial valuation on projected unit credit method made at the end of each financial period. Remeasurements of the net defined benefit liability, which comprise actuarial gains and losses, the return on plan assets (excluding interest) and the effect of the asset ceiling (if any, excluding interest), are recognised in OCI.

##### **(iv) Compensated Absences**

The policy provides for that an employee is entitled to 24 days of earned leave per year and maximum of 30 days leave subject to availability of Annual Leave standing to the credit of the employee at any time during the year will be paid as leave salary calculated on the Gross component. The expenses on account thus arising are recognized in the profit and loss account.

Provision for long-term compensated absences is accrued and provided for on the basis of actuarial valuation made at the end of each financial period. The actuarial valuation is done as per projected unit credit method. Short-term encashment of accumulated leave balances are accounted for in the year in which the leave balances are credited to employees on actual basis.



**h) Provisions (other than for employee benefits) and Contingent Liabilities**

A provision is recognised if, as a result of a past event, the Group has a present legal or constructive obligation that can be estimated reliably, and it is probable that an outflow of economic benefits will be required to settle the obligation. Provisions are determined by discounting the expected future cash flows (representing the best estimate of the expenditure required to settle the present obligation at the balance sheet date) at a pre-tax rate that reflects current market assessments of the time value of money and the risks specific to the liability. The unwinding of the discount is recognised as finance cost. Expected future operating losses are not provided for.

**Contingent Liabilities**

Contingent liabilities are recognized only when there is a possible obligation arising from past events, due to occurrence or non-occurrence of one or more uncertain future events, not wholly within the control of the Group, or where any present obligation cannot be measured in terms of future outflow of resources, or where a reliable estimate of the obligation cannot be made. Obligations are assessed on an ongoing basis and only those having a largely probable outflow of resources are provided for.

**i) Revenue Recognition**

- (i) Brokerage Income is recognized on the trade date of the transaction upon confirmation of the transactions by the exchanges.
- (ii) Loan Syndication Fees are recognised when the right to receive the income is established.
- (iii) Depository Services incomes are recognised on the basis of agreements entered into with clients and when the right to receive the income is established.
- (iv) Insurance Commission from Agency business is booked upon actual receipt of commission from the principal.
- (v) Commission from selling of mutual funds is accounted on receipt basis.
- (vi) Recovery from bad debts written off is recognised as income on the basis of actual realisation from customers.
- (vii) Dividends declared by the respective Companies till the close of the accounting period are accounted for as income when the right to receive the dividend is established.
- (viii) Interest income from financial assets is recognised on a time proportion basis taking into account the amount outstanding and the rate applicable.

(ix) Interest earned on loans against shares (financial asset) in case of NBFC is recognized based on the effective interest rate (EIR) method as per Ind AS 109 & 32.

(x) All other income are recognized on an accrual basis, when there is no uncertainty in the ultimate realization/ collection.

**j) Income Tax**

Income tax comprises current and deferred tax. It is recognised in Statement of Profit and Loss except to the extent that it relates to a business combination or to an item recognised directly in equity or in other comprehensive income.

**(i) Current Tax**

Current tax comprises the expected tax payable or receivable on the taxable income or loss for the year and any adjustment to the tax payable or receivable in respect of previous years. The amount of current tax reflects the best estimate of the tax amount expected to be paid or received after considering the uncertainty, if any, related to income taxes. It is measured using tax rates (and tax laws) enacted or substantively enacted by the reporting date.

Current tax assets and current tax liabilities are offset only if there is a legally enforceable right to set off the recognised amounts, and it is intended to realise the asset and settle the liability on a net basis or simultaneously.

**(ii) Deferred Tax**

Deferred tax is recognised in respect of temporary differences between the carrying amounts of assets and liabilities for financial reporting purposes and the corresponding amounts used for taxation purposes. Deferred tax is also recognised in respect of carried forward tax losses and tax credits. Deferred tax is not recognised for temporary differences arising on the initial recognition of assets or liabilities in a transaction that is not a business combination and that affects neither accounting nor taxable profit or loss at the time of the transaction.

Deferred tax assets are recognised to the extent that it is probable that future taxable profits will be available against which they can be used. The existence of unused tax losses is strong evidence that future taxable profit may not be available. Therefore, in case of a history of recent losses, the Group recognises a deferred tax asset only to the extent that it has sufficient taxable temporary differences or there is convincing other evidence that sufficient taxable profit will be available against which such deferred tax asset can be realised. Deferred tax assets – unrecognised or recognised, are reviewed at each reporting date and are recognised/ reduced to the extent that it is probable/ no longer probable respectively that the related tax benefit will be realised.

Deferred tax is measured at the tax rates that are expected to apply to the period when the asset is realised or the liability is settled, based on the laws that have been enacted or substantively enacted by the reporting date.

The measurement of deferred tax reflects the tax consequences that would follow from the manner in which the Group expects, at the reporting date, to recover or settle the carrying amount of its assets and liabilities.

Deferred tax assets and liabilities are offset if there is a legally enforceable right to offset current tax liabilities and assets, and they relate to income taxes levied by the same tax authority on the same taxable entity, or on different tax entities, but they intend to settle current tax liabilities and assets on a net basis or their tax assets and liabilities will be realised simultaneously.

**IFCI Financial Services Limited****Notes to the Consolidated Financial Statements**

*(All amounts are in Indian Rupees in Lakhs , unless otherwise stated)*

**k) Borrowing Costs**

Borrowing costs are interest incurred in connection with the borrowing of funds. Borrowing costs directly attributable to acquisition or construction of an qualifying asset which necessarily take a substantial period of time to get ready for their intended use are capitalised as part of the cost of that asset. Other borrowing costs are recognised as an expense in the period in which they are incurred.

**l) Earnings per Share****(i) Basic earnings per share**

Basic earnings per share is calculated by dividing:

- the profit attributable to owners of the Group
- by the weighted average number of equity shares outstanding during the financial year, excluding treasury shares

**(ii) Diluted earnings per share**

Diluted earnings per share adjusts the figures used in the determination of basic earnings per share to take into account:

- the after income tax effect of interest and other financing costs associated with dilutive potential equity shares, and
- the weighted average number of additional equity shares that would have been outstanding assuming the conversion of all dilutive potential equity shares.

**m) Cash and Cash Equivalents**

Cash and cash equivalent comprise of cash on hand and at banks including short-term deposits with an original maturity of three months or less, which are subject to an insignificant risk of changes in value. Other bank deposits which are not in the nature of cash and cash equivalents with a maturity period of more than three months are classified as bank balances other than cash and cash equivalents.

**n) Bank balances other than Cash and Cash equivalents**

Other bank deposits which are not in the nature of cash and cash equivalents with a maturity period of more than three months are classified as bank balances other than cash and cash equivalents.

**IFCI Financial Services Limited****Notes to the financial statements**

(All amounts are in Indian Rupees in Lakhs , unless otherwise stated)

**1 Reporting Entity**

IFCI Financial Services Limited (IFIN) was incorporated on June 04, 1995, by IFCI Ltd., to provide a wide range of financial products and services to investors, institutional and retail. IFIN is primarily involved in Stock Broking, Investment Banking, Mutual Fund Distribution & Advisory Services, Depository Participant Services, Insurance Products Distribution and the like. The Company is a SEBI registered Stock Broker of National Stock Exchange of India Ltd (NSE), Bombay Stock Exchange (BSE) and Multi Commodity Stock Exchange (MCX-SX) and a Depository Participant with National Securities Depository Limited (NSDL) and Central Depository Services Limited (CDSL) and is primarily engaged in the business of providing securities market related transaction services.

**2 Summary of Significant Accounting Policies**

This note provides a list of the significant accounting policies adopted in the preparation of the financial statements. These policies have been consistently applied to all the years presented, unless otherwise stated.

**a) Basis of Preparation****(i) Statement of Compliance**

The Financial Statements for the year ended March 31, 2021 have been prepared by the Company in accordance with Indian Accounting Standards (Ind AS)

notified under section 133 of the Companies Act, 2013 read with relevant rules of the Companies (Indian Accounting Standards) Rules, 2015.

For periods up to and including the year ended March 31, 2020, the Company presented its financial statements on accrual basis under historical cost convention, and conform in all material aspects to the Generally Accepted Accounting Principles in India ('Indian GAAP' or 'previous GAAP') which encompasses applicable accounting standards relevant provisions of the Companies Act, 2013 .

The financial statements have been prepared in accordance with historical cost basis, except for certain financial instruments which are measured at fair values, as explained in the accounting policies.

**(ii) Functional and Presentation Currency**

These financial statements are presented in Indian Rupees (₹) in Lakhs, which is the Company's functional and presentation currency. All amounts are rounded off to the nearest two decimal, except when otherwise indicated.

**(iii) Use of Estimates and Judgment**

The preparation of the financial statements in conformity with Ind AS requires management to make estimates, judgments and assumptions. These estimates, judgments and assumptions affect the application of accounting policies and the reported amounts of assets and liabilities, the disclosures of contingent assets and liabilities at the date of the financial statements and reported amounts of revenues and expenses during the period. Accounting estimates could change from period to period. Actual results could differ from those estimates. Appropriate changes in estimates are made as management becomes aware of changes in circumstances surrounding the estimates. Changes in estimates are reflected in the financial statements in the period in which changes are made and, if material, their effects are disclosed in the notes to the financial statements.

Estimates and underlying assumptions are reviewed on an ongoing basis. Revisions to accounting estimates are recognised prospectively.

**(v) Cash Flow Statement**

Cash flow statement is prepared in accordance with the indirect method prescribed in Ind AS 7 'Statement of Cash Flows'

Cash and cash equivalents in the balance sheet comprise cash at banks and on hand and short-term deposits with an original maturity of three months or less, which are subject to an insignificant risk of changes in value.

**(vi) Measurement of Fair Values**

A number of the Company's accounting policies and disclosures require the measurement of fair values, for both financial and non-financial assets and liabilities.

Fair values are categorised into different levels in a fair value hierarchy based on the inputs used in the valuation techniques as follows.

- Level 1: quoted prices (unadjusted) in active markets for identical assets or liabilities.

- Level 2: inputs other than quoted prices included in Level 1 that are observable for the asset or liability, either directly (i.e. as prices) or indirectly (i.e. derived from prices).

- Level 3: inputs for the asset or liability that are not based on observable market data (unobservable inputs).

When measuring the fair value of an asset or a liability, the Company uses observable market data as far as possible. If the inputs used to measure the fair value of an asset or a liability fall into different levels of the fair value hierarchy, then the fair value measurement is categorised in its entirety in the same level of the fair value hierarchy as the lowest level input that is significant to the entire measurement.

The Company recognises transfers between levels of the fair value hierarchy at the end of the reporting period during which the change has occurred.

**IFCI Financial Services Limited****Notes to the financial statements**

(All amounts are in Indian Rupees in Lakhs , unless otherwise stated)

**b) Financial Instruments****(i) Initial recognition and measurement**

Financial assets and financial liabilities are initially recognised when the Company becomes a party to the contractual provisions of the instrument.

A financial asset or financial liability is initially measured at fair value. Transaction costs that are directly attributable to the acquisition or issue of financial assets and financial liabilities (other than financial assets and financial liabilities at fair value through profit and loss (FVTPL)) are added to or deducted from the fair value of the financial assets or financial liabilities, as appropriate, on initial recognition.

**(ii) Classification and Subsequent Measurement***Financial Assets*

On initial recognition, a financial asset is classified and measured at

- Amortised Cost;
- FVOCI; or
- FVTPL

Financial assets are not reclassified subsequent to their initial recognition, except if and in the period the Company changes its business model for managing financial assets.

A financial asset is measured at amortised cost if it meets both of the following conditions and is not designated as at FVTPL:

- the asset is held within a business model whose objective is to hold assets to collect contractual cash flows; and
- the contractual terms of the financial asset give rise on specified dates to cash flows that are solely payments of principal and interest on the principal amount outstanding.

All financial assets not classified as measured at amortised cost or FVOCI as described above are measured at FVTPL. This includes all derivative financial assets. On initial recognition, the Company may irrevocably designate a financial asset that otherwise meets the requirements to be measured at amortised cost or at FVOCI as at FVTPL if doing so eliminates or significantly reduces an accounting mismatch that would otherwise arise.

*Financial Assets: Subsequent measurement and gains and losses*

Financial assets at FVTPL	These assets are subsequently measured at fair value. Net gains and losses, including any interest or dividend income, are recognised in Statement of Profit and Loss.
Financial assets at amortised cost	These assets are subsequently measured at amortised cost using the effective interest method. The amortised cost is reduced by impairment losses. Interest income, foreign exchange gains and losses and impairment are recognised in Statement of Profit and Loss. Any gain or loss on derecognition is recognised in Statement of Profit and Loss.
FVOCI	These assets are subsequently measured at fair value. Interest income under the effective interest method, foreign exchange gains and losses and impairment are recognised in Statement of Profit and Loss. Other net gains and losses are recognised in OCI and are not reclassified to profit or loss.

*Financial Liabilities: Classification, subsequent measurement and gains and losses*

Financial liabilities are classified as measured at amortised cost or FVTPL. A financial liability is classified as at FVTPL if it is classified as held-for-trading, or it is a derivative or it is designated as such on initial recognition. Financial liabilities at FVTPL are measured at fair value and net gains and losses, including any interest expense, are recognised in Statement of Profit and Loss. Other financial liabilities are subsequently measured at amortised cost using the effective interest method. Interest expense and foreign exchange gains and losses are recognised in Statement of Profit or Loss. Any gain or loss on derecognition is also recognised in Statement of Profit and Loss.

**(iii) Derecognition***Financial Assets*

The Company derecognises a financial asset when :

- the contractual rights to the cash flows from the financial asset expire, or
- the company transfers the rights to receive the contractual cash flows in a transaction in which substantially all of the risks and rewards of ownership of the financial asset are transferred or in which the Company neither transfers nor retains substantially all of the risks and rewards of ownership and does not retain control of the financial asset.

If the Company enters into transactions whereby it transfers assets recognised on its balance sheet, but retains either all or substantially all of the risks and rewards of the transferred assets, the transferred assets are not derecognised.

*Financial Liabilities*

The Company derecognises a financial liability when its contractual obligations are discharged or cancelled, or expired.

The Company also derecognises a financial liability when its terms are modified and the cash flows under the modified terms are substantially different. In this case, a new financial liability based on the modified terms is recognised at fair value. The difference between the carrying amount of the financial liability extinguished and the new financial liability with modified terms is recognised in Statement of Profit and Loss.

**(iv) Offsetting**

Financial assets and financial liabilities are offset and the net amount presented in the balance sheet when, and only when, the Company currently has a legally enforceable right to set off the amounts and it intends either to settle them on a net basis or to realise the asset and settle the liability simultaneously.

**c) Investment in equity instruments of subsidiaries**

Ind AS 101 provides an exemption to the first-time adopter to measure an investment in subsidiaries and associates at:

- a) Cost determined in accordance with Ind AS 27; or
- b) Deemed cost, which shall be its:
  - i) Fair value at the entity's date of transition to Ind ASs in its separate financial statements; or
  - ii) Previous GAAP carrying amount at that date.

A first-time adopter may elect the above option for each subsidiary, that it elects to measure using a deemed cost.

The Company has elected to apply the exemption available under Ind AS 101 to use the carrying value (measured as per the previous GAAP) for all its investments in subsidiaries as recognised in the financial statements as at the date of transition to Ind AS, as deemed cost as at the date of transition (i.e. 1st April 2018).

**IFCI Financial Services Limited****Notes to the financial statements**

(All amounts are in Indian Rupees in Lakhs , unless otherwise stated)

**d) Property, Plant and Equipment****(i) Recognition and Measurement**

Property, Plant and Equipment are stated at cost (cost is inclusive of inward freight, duties and taxes and incidental expenses related to acquisition including applicable borrowing costs for qualifying assets) and is net of accumulated depreciation and impairment losses, if any.

Cost of an item of property, plant and equipment comprises its purchase price, including import duties and non-refundable purchase taxes, after deducting trade discounts and rebates, any directly attributable cost of bringing the item to its working condition for its intended use and estimated costs of dismantling and removing the item and restoring the site on which it is located.

If significant parts of an item of property, plant and equipment have different useful lives, then they are accounted for as separate items (major components) of property, plant and equipment.

Any gain or loss on disposal of an item of property, plant and equipment is recognised in Statement of Profit and Loss.

**(ii) Subsequent Expenditure**

Subsequent expenditure is capitalised only if it is probable that the future economic benefits associated with the expenditure will flow to the Company.

**(iii) Depreciation**

Depreciation is calculated on cost of items of property, plant and equipment less their estimated residual values over their estimated useful lives using straight-line method and is generally recognised in the Statement of Profit and Loss.

Residual value in respect of assets is considered as 5% of the cost for computing depreciation.

The estimated useful lives of items of property, plant and equipment for the current and comparative periods are as follows:

<b>Asset</b>	<b>Useful life (in years)</b>
Computer equipment's and accessories	3
Office equipment's	10
Motor Vehicles	10
Furniture and fittings	10

Depreciation on additions (disposals) is provided on a pro-rata basis i.e. from (up to) the month in which asset is disposed of.

**(iv) Derecognition**

An item of property, plant and equipment is derecognized upon disposal or when no future economic benefits are expected to arise from the continued use of asset. Any gain or loss arising on the disposal or retirement of an item of property, plant and equipment is determined as the difference between the sales proceeds and the carrying amount of the asset and is recognized in Statement of Profit and Loss.

**e) Other Intangible Assets****(i) Recognition and Measurement**

Other intangible assets are initially measured at cost. Such intangibles are subsequently measured at cost less accumulated amortisation and any accumulated impairment losses.

**(ii) Subsequent Expenditure**

Subsequent expenditure is capitalised only when it increases the future economic benefits embodied in the specific asset to which it relates. All other expenditure on internally generated intangibles is recognised in Statement of Profit and Loss as incurred.

**(iii) Amortization**

Amortisation is calculated to write off the cost of intangible assets over their estimated useful lives using the straight-line method, and is included in depreciation and amortisation in Statement of Profit and Loss.

The estimated useful lives are as follows:

<b>Assets</b>	<b>Useful life (in years)</b>
Computer Software	10
Non compete fees	3

Amortisation method, useful lives and residual values are reviewed at the end of each financial year, with the effect of any changes in estimate being accounted for on a prospective basis.



**IFCI Financial Services Limited****Notes to the financial statements**

(All amounts are in Indian Rupees in Lakhs , unless otherwise stated)

**f) Impairment****(i) Impairment of Financial Instruments**

The Company recognizes loss allowances for expected credit losses on financial assets measured at amortized cost and FVOCI. At each reporting date, the Company assesses whether financial assets carried at amortized cost are credit - impaired. A financial asset is 'credit - impaired' when one or more events that have a detrimental impact on the estimated future cash flows of the financial asset have occurred.

Impairment loss is the difference between all contractual cash flows that are due to the Company in accordance with the contract and all the cash flows that the Company expects to receive (i.e. all cash shortfalls). The Company estimates cash flows by considering all contractual terms of the financial instrument through the expected life of that financial instrument.

The Company follows 'simplified approach' for recognition of impairment loss allowance on trade receivables which do not contain a significant financing component. The application of simplified approach does not require the Company to track changes in credit risk. Rather, it recognises impairment loss allowance based on lifetime impairment pattern at each balance sheet date, right from its initial recognition.

Loss allowances for financial assets measured at amortized cost are deducted from the gross carrying amount of the assets. The gross carrying amount of a financial asset is written off (either partially or in full) to the extent that there is no realistic prospect of recovery. This is generally the case when the Company determines that the debtor does not have assets or sources of income that could generate sufficient cash flows to repay the amounts subject to the write-off. However, financial assets that are written off could still be subject to enforcement activities in order to comply with the Company's procedures for recovery of amounts due.

**(ii) Impairment of Non-Financial Assets**

The Company assesses at each reporting date whether there is any indication that the carrying amount may not be recoverable. If any such indication exists, then the asset's recoverable amount is estimated and an impairment loss is recognised if the carrying amount of an asset or Cash Generating Unit (CGU) exceeds its estimated recoverable amount in the Statement of Profit and Loss.

The Company's non-financial assets and deferred tax assets, are reviewed at each reporting date to determine whether there is any indication of impairment. If any such indication exists, then the asset's recoverable amount is estimated. For impairment testing, assets that do not generate independent cash inflows are grouped together into CGUs. Each CGU represents the smallest group of assets that generates cash inflows that are largely independent of the cash inflows of other assets or CGUs. Impairment loss recognised in respect of a CGU is allocated to reduce the carrying amounts of the assets of the CGU (or group of CGUs) on a pro rata basis.

In respect of assets for which impairment loss has been recognised in prior periods, the Company reviews at each reporting date whether there is any indication that the loss has decreased or no longer exists. An impairment loss is reversed if there has been a change in the estimates used to determine the recoverable amount. Such a reversal is made only to the extent that the asset's carrying amount does not exceed the carrying amount that would have been determined, net of depreciation or amortisation, if no impairment loss had been recognised.

**g) Employee Benefits****(i) Short-term Employee Benefits**

Short-term employee benefit obligations are measured on an undiscounted basis and are expensed as the related service is provided. A liability is recognised for the amount expected to be paid e.g., under short-term cash bonus, if the Company has a present legal or constructive obligation to pay this amount as a result of past service provided by the employee, and the amount of obligation can be estimated reliably.

**(ii) Provident Fund**

Employees receive benefits from a provident fund, which is a defined contribution plan. Both the employee and the Company make monthly contributions to the Regional Provident Fund equal to a specified percentage of the covered employee's salary. The Company recognizes contribution payable to the provident fund scheme as an expenditure, when an employee renders the related service. The Company has no further obligations under the plan beyond its monthly contributions. The contributions are charged to the Statement of Profit and Loss of the year when the contributions to the respective funds are due and there are no other obligations other than the contribution payable.

**(iii) Gratuity**

The Company provides for gratuity in accordance with the Payment of Gratuity Act, 1972, a defined benefit retirement plan (the Plan) covering all employees. The plan, subject to the provisions of the above Act, provides a lump sum payment to eligible employees at retirement, death, incapacitation or termination of employment, of an amount based on the respective employee's salary and the tenure of employment. The gratuity Scheme is operated through Group gratuity Scheme of LIC. Gratuity liability is accrued and provided for on the basis of an actuarial valuation on projected unit credit method made at the end of each financial period. Remeasurements of the net defined benefit liability, which comprise actuarial gains and losses, the return on plan assets (excluding interest) and the effect of the asset ceiling (if any, excluding interest), are recognised in OCI.

**(iv) Compensated Absences**

The policy provides for that an employee is entitled to 24 days of earned leave per year and maximum of 30 days leave subject to availability of Annual Leave standing to the credit of the employee at any time during the year will be paid as leave salary calculated on the Gross component. The expenses on account thus arising are recognized in the profit and loss account.

**h) Provisions (other than for employee benefits) and Contingent Liabilities**

A provision is recognised if, as a result of a past event, the Company has a present legal or constructive obligation that can be estimated reliably, and it is probable that an outflow of economic benefits will be required to settle the obligation. Provisions are determined by discounting the expected future cash flows (representing the best estimate of the expenditure required to settle the present obligation at the balance sheet date) at a pre-tax rate that reflects current market assessments of the time value of money and the risks specific to the liability. The unwinding of the discount is recognised as finance cost. Expected future operating losses are not provided for.

**Contingent Liabilities**

Contingent liabilities are recognized only when there is a possible obligation arising from past events, due to occurrence or non-occurrence of one or more uncertain future events, not wholly within the control of the Company, or where any present obligation cannot be measured in terms of future outflow of resources, or where a reliable estimate of the obligation cannot be made. Obligations are assessed on an ongoing basis and only those having a largely probable outflow of resources are provided for.

**i) Revenue Recognition**

(i) Brokerage Income is recognized on the trade date of the transaction upon confirmation of the transactions by the exchanges.

(ii) Loan Syndication Fees are recognised when the right to receive the income is established.

(iii) Depository Services incomes are recognised on the basis of agreements entered into with clients and when the right to receive the income is established.

(iv) Insurance Commission from Agency business is booked upon actual receipt of commission from the principal.

(v) Commission from selling of mutual funds is accounted on receipt basis.

(vi) Recovery from bad debts written off is recognised as income on the basis of actual realisation from customers.

(vii) Dividends declared by the respective Companies till the close of the accounting period are accounted for as income when the right to receive the dividend is established.

(viii) Interest income from financial assets is recognised on a time proportion basis taking into account the amount outstanding and the rate applicable.

**IFCI Financial Services Limited****Notes to the financial statements**

(All amounts are in Indian Rupees in Lakhs , unless otherwise stated)

**j) Income Tax**

Income tax comprises current and deferred tax. It is recognised in Statement of Profit and Loss except to the extent that it relates to a business combination or to an item recognised directly in equity or in other comprehensive income.

**(i) Current Tax**

Current tax comprises the expected tax payable or receivable on the taxable income or loss for the year and any adjustment to the tax payable or receivable in respect of previous years. The amount of current tax reflects the best estimate of the tax amount expected to be paid or received after considering the uncertainty, if any, related to income taxes. It is measured using tax rates (and tax laws) enacted or substantively enacted by the reporting date.

Current tax assets and current tax liabilities are offset only if there is a legally enforceable right to set off the recognised amounts, and it is intended to realise the asset and settle the liability on a net basis or simultaneously.

**(ii) Deferred Tax**

Deferred tax is recognised in respect of temporary differences between the carrying amounts of assets and liabilities for financial reporting purposes and the corresponding amounts used for taxation purposes. Deferred tax is also recognised in respect of carried forward tax losses and tax credits. Deferred tax is not recognised for temporary differences arising on the initial recognition of assets or liabilities in a transaction that is not a business combination and that affects neither accounting nor taxable profit or loss at the time of the transaction.

Deferred tax assets are recognised to the extent that it is probable that future taxable profits will be available against which they can be used. The existence of unused tax losses is strong evidence that future taxable profit may not be available. Therefore, in case of a history of recent losses, the Company recognises a deferred tax asset only to the extent that it has sufficient taxable temporary differences or there is convincing other evidence that sufficient taxable profit will be available against which such deferred tax asset can be realised. Deferred tax assets – unrecognised or recognised, are reviewed at each reporting date and are recognised/ reduced to the extent that it is probable/ no longer probable respectively that the related tax benefit will be realised.

Deferred tax is measured at the tax rates that are expected to apply to the period when the asset is realised or the liability is settled, based on the laws that have been enacted or substantively enacted by the reporting date.

The measurement of deferred tax reflects the tax consequences that would follow from the manner in which the Company expects, at the reporting date, to recover or settle the carrying amount of its assets and liabilities.

Deferred tax assets and liabilities are offset if there is a legally enforceable right to offset current tax liabilities and assets, and they relate to income taxes levied by the same tax authority on the same taxable entity, or on different tax entities, but they intend to settle current tax liabilities and assets on a net basis or their tax assets and liabilities will be realised simultaneously.

**k) Earnings per Share****(i) Basic earnings per share**

Basic earnings per share is calculated by dividing:

- the profit attributable to owners of the Company
- by the weighted average number of equity shares outstanding during the financial year, excluding treasury shares

**(ii) Diluted earnings per share**

Diluted earnings per share adjusts the figures used in the determination of basic earnings per share to take into account:

- the after income tax effect of interest and other financing costs associated with dilutive potential equity shares, and
- the weighted average number of additional equity shares that would have been outstanding assuming the conversion of all dilutive potential equity shares.

**l) Cash and Cash Equivalents**

Cash and cash equivalent comprise of cash on hand and at banks including short-term deposits with an original maturity of three months or less, which are subject to an insignificant risk of changes in value. Other bank deposits which are not in the nature of cash and cash equivalents with a maturity period of more than three months are classified as bank balances other than cash and cash equivalents.

**3 Recent Indian Accounting Standards (Ind AS)**

Ministry of Corporate Affairs ("MCA") notifies new standard or amendments to the existing standards. There is no such notification which would have been applicable from April 01, 2020

**IFCI Financial Services Limited****Notes to the Consolidated Financial Statements**

(All amounts are in Indian Rupees in Lakhs , unless otherwise stated)

**(in ₹ Lakhs)****2 Property, Plant and Equipment****Reconciliation of Carrying Amount**

	<b>Computer Equipments and Accessories</b>	<b>Furniture &amp; Fixtures</b>	<b>Office Equipments</b>	<b>Total</b>
<b>Gross Carrying Amount</b>				
Balance as at April 1, 2022	443.09	57.65	120.96	621.70
Additions	18.70	-	-	18.70
Disposals	-	-	0.65	0.65
<b>Balance as at March 31, 2023</b>	<b>461.79</b>	<b>57.65</b>	<b>120.31</b>	<b>639.75</b>
Additions	2.52	-	0.33	2.85
Disposals	1.03	0.10	1.46	2.59
<b>Balance as at March 31, 2024</b>	<b>463.28</b>	<b>57.55</b>	<b>119.18</b>	<b>640.01</b>
<b>Accumulated Depreciation and Impairment Losses</b>				
Balance as at April 1, 2022	385.84	53.82	110.77	550.43
Depreciation for the year	12.40	0.07	2.20	14.67
Disposals	-	-	0.55	0.55
Transfers/Adjustments	-	-	-	-
<b>Balance as at March 31, 2023</b>	<b>398.24</b>	<b>53.89</b>	<b>112.42</b>	<b>564.55</b>
Depreciation	14.97	0.04	1.76	16.77
Disposals	1.03	0.10	1.39	2.52
<b>Balance as at March 31, 2024</b>	<b>412.18</b>	<b>53.83</b>	<b>112.79</b>	<b>578.80</b>
<b>Carrying Amounts (net)</b>				
<b>At March 31, 2024</b>	<b>51.10</b>	<b>3.72</b>	<b>6.39</b>	<b>61.21</b>
<b>At March 31, 2023</b>	<b>63.55</b>	<b>3.76</b>	<b>7.88</b>	<b>75.19</b>

**IFCI Financial Services Limited****Notes to the Consolidated Financial Statements***(All amounts are in Indian Rupees in Lakhs , unless otherwise stated)***(in ₹ Lakhs)****3 Other Intangible Assets****Reconciliation of Carrying Amount**

	<b>Computer Software</b>	<b>Others - Non compete fees</b>	<b>Total</b>
<b>Gross Carrying Amount</b>			
Balance as at April 1, 2022	380.10	132.00	512.10
Additions	3.27	-	3.27
<b>Balance as at March 31, 2023</b>	<b>383.37</b>	<b>132.00</b>	<b>515.37</b>
Additions	0.65	-	0.65
<b>Balance as at March 31, 2023</b>	<b>384.02</b>	<b>132.00</b>	<b>516.02</b>
<b>Accumulated Amortisation and Impairment Losses</b>			
Balance as at April 1, 2022	344.12	132.00	476.12
Amortisation for the year	3.63	-	3.63
<b>Balance as at March 31, 2023</b>	<b>347.74</b>	<b>132.00</b>	<b>479.74</b>
Amortisation for the year	3.75	-	3.75
<b>Balance as at March 31, 2024</b>	<b>351.49</b>	<b>132.00</b>	<b>483.49</b>
<b>Carrying Amounts (net)</b>			
<b>As at March 31, 2024</b>	<b>32.53</b>	<b>-</b>	<b>32.53</b>
<b>As at March 31, 2023</b>	<b>35.62</b>	<b>-</b>	<b>35.62</b>

**IFCI Financial Services Limited****Notes to the financial statements***(All amounts are in Indian Rupees in Lakhs , unless otherwise stated)***(in ₹ Lakhs)****Investment - Non-Current**

	<b>As at</b>		<b>As at</b>	
	<b>Units</b>	<b>March 31, 2024</b>	<b>Units</b>	<b>March 31, 2023</b>
<b>Investment measured at cost</b>				
<b>In Equity Shares of Subsidiary Companies</b>				
<b>Unquoted, fully paid up</b>				
IFIN Commodities Limited (Face Value ₹ 10/-)	50.00	500.00	50.00	500.00
IFIN Credit Limited (Face Value ₹ 10/-)	25.00	279.00	25.00	279.00
IFIN Securities Finance Limited (Face Value ₹ 100/-)	30.01	3,073.23	30.01	3,073.23
	-	-	-	-
Less: Allowance for Impairment*	-	(264.54)	-	(237.69)
<b>Total</b>		<b>3,587.69</b>	<b>-</b>	<b>3,614.54</b>



**IFCI Financial Services Limited**
**Notes to the Consolidated Financial Statements**

(All amounts are in Indian Rupees in Lakhs , unless otherwise stated)

(in ₹ Lakhs)

	As at March 31, 2024	As at March 31, 2023
<b>4 Loans</b>		
<b>Security Deposits</b>		
Secured, considered good	283.73	761.64
Unsecured, considered good	-	-
Doubtful	-	-
	<b>283.73</b>	<b>761.64</b>
<b>5 Other Financial Assets</b>		
Security Deposits	1,771.54	1,666.92
Rent advances	35.76	40.29
	<b>1,807.30</b>	<b>1,707.21</b>
Current*	1,588.47	1,341.27
Non-Current**	218.83	365.94
	<b>1,807.30</b>	<b>1,707.21</b>
* Deposit amounting to ₹ 1,588.47 Lakhs (Previous year - ₹ 1341.27 Lakhs) represents margin money maintained with Exchange		
<b>6 Other Non-Current Assets</b>		
Balance with IT Authorities	351.41	417.35
Fair Value of Plan Asset - Gratuity fund	15.14	1.94
MAT Credits	0.72	-
	<b>367.27</b>	<b>419.29</b>
<b>7 Investment - Current</b>		
<b>Investments measured at Fair Value through Profit and Loss (FVTPL)</b>		
- In Equity Instrument	0.05	0.05
- In Mutual Funds*	91.56	254.00
	<b>91.61</b>	<b>254.05</b>
Less:		
Increase/Decrease in Fair Value	(0.05)	(0.05)
<b>Total of Investments measured at Fair Value Through Profit and Loss</b>	<b>91.56</b>	<b>254.00</b>
<b>8 Trade Receivables</b>		
Considered Good Secured	-	-
Considered Good Unsecured	840.37	177.61
Receivables which have significant increase in Credit Risk	-	676.70
Credit Impaired	-	-
Less:		
Allowance for Expected Credit Loss	(653.77)	(676.70)
<b>Net Trade Receivables</b>	<b>186.60</b>	<b>177.61</b>

The Group's exposure to credit and currency risks, and loss allowance related to trade receivables are disclosed in Note 28

**Trade Receivables ageing schedule**
**8.1 - Outstanding for following periods from due date of payment as at 31st March 2024**

Particulars	Less than 6 months	6 months-1 Year	1-2 Year	2-3 Year	More than 3 year	Total
(i) Undisputed Trade receivables -considered good	160.02	26.59	-	-	-	186.61
(ii) Undisputed Trade Receivables -which have significant increased in credit risk	5.90	10.63	8.50	1.77	574.00	600.80
(iii) Undisputed Trade Receivables - Credit impaired	-	-	-	-	-	-
(iv) Disputed Trade receivables -considered good	-	-	-	-	-	-
(v) Disputed Trade Receivables -which have significant increased in credit risk	-	-	-	-	52.96	52.96
(vi) Disputed Trade Receivables - Credit impaired	-	-	-	-	-	-
Total	165.92	37.22	8.50	1.77	626.96	840.37
Less: Loss Allowance						(653.77)
<b>Net Trade Receivables</b>						<b>186.60</b>

**IFCI Financial Services Limited****Notes to the Consolidated Financial Statements**

(All amounts are in Indian Rupees in Lakhs , unless otherwise stated)

(in ₹ Lakhs)

**8.2 - Outstanding for following periods from due date of payment as at 31st March 2023**

Particulars	Less than 6 months	6 months-1 Year	1-2 Year	2-3 Year	More than 3 year	Total
(i) Undisputed Trade receivables -considered good	177.31	0.05	0.15	-	0.09	177.60
(ii) Undisputed Trade Receivables -which have significant increased in credit risk	9.01	13.62	33.68	6.39	166.45	229.15
(iii) Undisputed Trade Receivables - Credit impaired	-	-	-	-	-	-
(iv) Disputed Trade receivables -considered good	-	-	-	-	-	-
(v)Disputed Trade Receivables -which have significant increased in credit risk	-	-	-	-	447.56	447.56
(vi)Disputed Trade Receivables - Credit impaired	-	-	-	-	-	-
Total	186.32	13.67	33.83	6.39	614.10	854.31
Less: Loss Allowance						(676.70)
<b>Net Trade Receivables</b>						<b>177.61</b>

**9 Cash and Bank Balances****a Cash and Cash Equivalents**

Balance with banks in current accounts	204.35	928.74
Cash on Hand	0.21	0.10
Fixed Deposit with original maturity of less than three months*	1,696.99	285.00
	<b>1,901.55</b>	<b>1,213.84</b>

**b Bank balances other than Cash and Cash equivalents**

Fixed Deposit with original maturity of greater than three months*	3,290.07	3,167.35
Interest accrued on Deposits*	145.63	150.11
	<b>3,435.70</b>	<b>3,317.46</b>

\* Fixed deposits with banks under (i) lien marked with NCL amounted to ₹ 2,670.11 Lakhs for meeting the margin requirements for trading in various portfolios and (ii) Base minimum capital with exchanges amounted to ₹ 44.67 Lakhs with NSE & BSE exchanges

**10 Loans**

Other Loans and Advances	786.88	622.01
TDS and Advance Tax	1.20	0.85
	-	-
	<b>788.08</b>	<b>622.86</b>

Less:

Provision for Impairment loss	-	(28.80)
<b>Net</b>	<b>788.08</b>	<b>594.06</b>

**11 Other Current Assets**

Balance with Revenue Authorities	30.01	24.99
Prepaid Expenses	66.47	60.83
Other Advances*	8.59	27.89
Employee Advances	2.86	2.92
Other Assets	-	0.16
	<b>107.93</b>	<b>116.79</b>

IFCI Financial Services Limited  
Notes to the Consolidated Financial Statements

(All amounts are in Indian Rupees in Lakhs , unless otherwise stated)

(in ₹ Lakhs)

12 Equity Share Capital

Authorised

50,000,000 equity shares of ₹ 10 each

As at  
31 March 2024

As at  
31 March 2023

5,000.00

5,000.00

Issued, subscribed and paid-up

41,533,709 equity shares of ₹ 10 each fully paid up

4,153.37

4,153.37

4,153.37

4,153.37

Reconciliation of shares outstanding at the beginning and at the end of the reporting period

	As at 31 March 2024		As at 31 March 2023	
	Number	Amount	Number	Amount
Equity shares				
As at beginning of the period	415.34	4,153.37	415.34	4,153.37
Shares issued during the period	-	-	-	-
At the end of the period	415.34	4,153.37	415.34	4,153.37

Rights, preferences and restrictions attached to equity shares

The Company has a single class of equity shares. Accordingly, all equity shares rank equally with regard to dividends and share in the Company’s residual assets on winding up. The equity shares are entitled to receive dividend as declared from time to time. The voting rights of an equity shareholder on a poll (not on show of hands) are in proportion to his/her/its share of the paid-up equity share capital of the Company. Voting rights cannot be exercised in respect of shares on which any call or other sums presently payable has not been paid. Failure to pay any amount called up on shares may lead to their forfeiture.

On winding up of the Company, the holders of equity shares will be entitled to receive the residual assets of the Company, remaining after distribution of all preferential amounts, in proportion to the number of equity shares held.

Particulars of shareholders holding more than 5% shares of a class of shares

	As at 31 March 2024		As at 31 March 2023	
	Number of shares held	% holding	Number of shares held	% holding
IFCI Limited and Nominees *	393.64	94.78%	393.64	94.78%

\* Ultimate Holding Company

Shares held by promoters at the end of the year

	As at 31 March 2024			As at 31 March 2023		
	No. of Shares	% of Total Shares	% Change during the year	No. of Shares	% of Total Shares	% Change during the year
IFCI Limited and Nominees	393.64	94.78%	-	393.64	94.78%	-

IFCI Financial Services Limited

Notes to the Consolidated Financial Statements

(All amounts are in Indian Rupees in Lakhs , unless otherwise stated)

(in ₹ Lakhs)

	As at March 31, 2024	As at March 31, 2023
13 Other Financial Liabilities		
Security deposits collected	41.23	40.05
Employee Related payables	6.40	19.87
Credit balances in loan accounts	1.94	1.90
	49.57	61.82
Security deposits		
Non-Current	40.79	37.14
Current	8.78	24.68
	49.57	61.82

The Group's exposure to currency and liquidity risks related to the above financial liabilities is disclosed in Note 26.

14 Trade and Other Payables		
Other Trade Payables	2,372.99	1,684.22
	2,372.99	1,684.22

All trade payables are 'Current'.

The Group's exposure to currency and liquidity risks related to trade payables is disclosed in Note 26.

Trade Payables ageing schedule

14.1 - Outstanding for following periods from due date of payment as at 31st March 2024

Particulars	Less than 1 Year	1-2 Year	2-3 Year	More than 3 year	Total
MSME	-	-	-	-	-
Others	2,295.87	8.18	28.27	40.67	2,372.99
Disputed dues - MSME	-	-	-	-	-
Disputed dues - Others	-	-	-	-	-

14.2 - Outstanding for following periods from due date of payment as at 31st March 2023

Particulars	Less than 1 Year	1-2 Year	2-3 Year	More than 3 year	Total
MSME	-	-	-	-	-
Others	1,592.26	26.39	38.98	26.59	1,684.22
Disputed dues - MSME	-	-	-	-	-
Disputed dues - Others	-	-	-	-	-

15 Other Current Liabilities		
Creditors for expenses	2.06	4.04
Expenses Payable *	49.95	58.21
Statutory Dues payable	42.21	28.97
Advance from Customers	-	239.09
Payable to Exchanges	-	0.84
Other liabilities	41.73	43.74
	135.95	374.89

\*Expenses payable include expenses towards , commission payable to sub brokers, Audit fees, Electricity charges etc.,

16 Provisions		
Provisions for Employee Benefits		
- Compensated Absences	94.35	88.93
- Gratuity	1.26	1.95
- Bonus	0.14	0.20
	-	-
Provisions for Taxation		
Provision for Income tax 2023-24	6.55	-
	102.30	91.08
Non-Current	92.48	84.33
Current	9.82	6.75
	102.30	91.08

For details about the related employee benefit expenses, see Note 20.

**IFCI Financial Services Limited**  
**Notes to the Consolidated Financial Statements**

(All amounts are in Indian Rupees in Lakhs , unless otherwise stated)

(in ₹ Lakhs)

	Period from April 01, 2023 to March 31, 2024	Period from April 01, 2022 to March 31, 2023
<b>17 Revenue from Operation</b>		
Brokerage On Stock Broking	1,042.41	1,101.52
Unbilled Brokerage Revenue	4.11	-
Interest & Processing fees on loans	149.00	108.80
Commission On Mutual Fund	102.40	106.11
Depository Income	77.42	80.51
Merchant Banking & Valuation Fees	26.10	32.78
Account Opening Charges	0.83	1.31
Commission from Insurance Companies	1.31	0.99
Turnover charges	49.26	68.34
	<b>1,452.84</b>	<b>1,500.36</b>
<b>Other Operational Income</b>		
Delayed Payment Interest	23.49	65.53
Other Operational Income	-	-
	<b>1,476.33</b>	<b>1,565.89</b>
<b>18 Other Income</b>		
Interest Income	243.69	165.38
Profit on Sale of Investments	24.55	62.16
Recovery of Deposits written off	-	27.00
Deputation Income	9.11	9.36
Miscellaneous Income	21.93	7.00
Interest on Income Tax Refund	0.62	0.43
Profit on Sale of Fixed assets	0.25	-
	<b>300.15</b>	<b>271.33</b>
<b>19 Operational Expense</b>		
Commission Paid	422.88	407.33
Information Technology Exp	31.72	35.37
Data Feed Charges	23.70	22.33
Membership Fee	13.58	15.13
Fees To Clearing Member	0.50	11.08
DP Expenses	10.07	9.66
Turnover charges Paid	49.26	68.34
Broking Stamp Expenses	-	3.45
	<b>551.71</b>	<b>572.69</b>
<b>20 Employee Benefits Expense</b>		
Salaries, Wages and Bonus	656.21	741.59
Contribution to Provident Fund and Other Funds	44.96	47.18
Staff Welfare Expense	29.45	36.26
Gratuity	10.28	6.88
	<b>740.90</b>	<b>831.91</b>
In respect of IFIN Credit Limited, there are no regular employee on its payroll. However, the Company has been using the services of a few employees of its holding company, IFCI Financial Services Limited on a cost sharing basis and the same is accounted as reimbursement of expenses.		
<b>21 Finance costs</b>		
Bank Charges	0.17	2.11
Bank Guarantee Commission Expense	-	-
	<b>0.17</b>	<b>2.11</b>



**IFCI Financial Services Limited****Notes to the Consolidated Financial Statements***(All amounts are in Indian Rupees in Lakhs , unless otherwise stated)***(in ₹ Lakhs)**

	Period from April 01, 2023 to March 31, 2024	Period from April 01, 2022 to March 31, 2023
<b>22 Depreciation and Amortisation Expense</b>		
Depreciation of Property, Plant and Equipment	17.61	14.66
Amortisation of Intangible Assets	2.91	3.63
	<b>20.52</b>	<b>18.29</b>
<b>23 Other Expenses</b>		
Rent	168.31	172.80
Professional Charges	49.66	57.36
Office Maintenance	54.62	54.48
Electricity Charges	44.00	38.65
Telephone Expenses	30.30	37.02
Annual Maintenance Charges	36.36	32.31
Insurance Expenses	33.82	29.07
Audit Fees	16.98	19.05
Net loss on fair value changes	11.98	18.89
Fines and Penalties	0.02	13.94
Travelling & Conveyance Exp	9.82	11.69
Ineligible Input Tax Credit Written off	13.79	9.88
Other Administrative Expenses	21.59	9.05
Printing & Stationery	8.55	8.92
Litigation Losses	-	3.23
Postage & Telegram	3.40	2.97
Training Expenses	0.75	5.96
Sitting Fees to Directors	5.92	5.62
Rates & Taxes	4.30	3.56
Repairs & Maintenance	2.27	2.60
Advertisement	0.78	0.90
Profit/loss on Sale of Long Term Investments	-	0.10
Interest reversal of IT refund	0.48	-
Income Tax Expenses FY2022-23	1.22	-
	<b>518.92</b>	<b>538.05</b>
<b>Payments to Auditors</b>		
<b>As Auditor:-</b>		
Statutory Audit Fee	10.07	10.39
Fees for Limited review (Standalone & Consolidation)	5.59	5.42
Tax Audit	0.72	0.96
Other Service	0.60	2.28
	<b>16.98</b>	<b>19.05</b>
<b>24 Impairment on financial instrument</b>		
Provision for Impairment on Trade receivable	(1.47)	39.39
Reversal of Impairment on Loans	(28.80)	11.43
Bad debts written off	0.09	0.02
Provision on refund receivable	38.24	-
	<b>8.06</b>	<b>50.84</b>

**IFCI Financial Services Limited**
**Notes to the Consolidated Financial Statements**

(All amounts are in Indian Rupees in Lakhs , unless otherwise stated)

**25 Employee Benefit Expenses**
**(I) Defined Contribution Plan**

The Group has recognised an expense of ₹ 44.96 Lakhs (Previous year ₹ 47.18 Lakhs) towards provident fund and other welfare funds.

**(II) Defined Benefit Plan - Compensated Absence**

The Group has recognised an expense of ₹ 38.40 Lakhs during the year ended March 31, 2024 as per actuarial valuation report. The closing balance of compensated absence as at march March 31, 2024 is ₹ 94.35 Lakhs

**(III) Defined Benefit Plan - Gratuity**

The Group has constituted The Employees Group Gratuity Fund under the Group Gratuity Assurance Scheme administered by the Life Insurance Corporation of India. The scheme provides for Lump sum payment to vested employees at retirement, death while in employment or on termination of employment of an amount equivalent to 15 days salary payable for each year of completed service or part thereof in excess of 6 months. Vesting occurs on completion of 5 years of service.

These defined benefit plans expose the Group to actuarial risks, such as longevity risk, interest rate risk and market (investment) risk.

**A Reconciliation of Amounts in Balance Sheet**

(in ₹ Lakhs)

	For the period from April 01, 2023 to March 31, 2024	For the period from April 01, 2022 to March 31, 2023
Defined Benefit Obligation (DBO) at the end of period	122.21	143.03
Fair Value of Plan Assets at the end of period	136.08	143.02
Funded Status - (Surplus)/Deficit	<b>(13.87)</b>	<b>0.01</b>
Liability/(Asset) recognised in the Balance Sheet *	<b>(13.87)</b>	<b>0.01</b>

**B Reconciliation of the Net Defined Benefit (Asset) Liability**

The following table shows a reconciliation from the opening balances to the closing balances for the net defined benefit (asset) liability and its components.

Reconciliation of present value of defined benefit obligation

	For the period from April 01, 2023 to March 31, 2024	For the period from April 01, 2022 to March 31, 2023
Defined Benefit Obligation at the beginning of period	143.03	103.59
Benefits Paid	(27.62)	(27.25)
Current Service Cost	11.26	10.33
Interest Cost	9.07	7.36
Actuarial (gains)/losses recognised in other comprehensive income	(13.53)	49.00
<b>Balance at the end of the year</b>	<b>122.21</b>	<b>143.03</b>
<b>Defined Benefit Obligation at the end of period</b>	<b>122.21</b>	<b>143.03</b>

Reconciliation of fair value of Plan Asset

	For the period from April 01, 2023 to March 31, 2024	For the period from April 01, 2022 to March 31, 2023
Fair value of Plan Assets at the beginning of period	143.02	150.53
Interest Income	9.11	10.82
Actual Enterprise's Contribution	12.81	11.69
Actual Benefits Paid	(27.62)	(27.25)
Actuarial gains/(losses) recognised in other comprehensive income	(1.23)	(2.77)
<b>Balance at the end of the year</b>	<b>136.09</b>	<b>143.02</b>
<b>Fair value of Plan Assets at the end of period</b>	<b>136.09</b>	<b>143.02</b>

**C i. Expense recognised in profit or loss**

	March 31, 2024	March 31, 2023
Current Service Cost	11.26	10.33
Interest Cost	9.07	7.36
Expected Return on Plan Assets	(9.11)	(10.82)
	<b>11.22</b>	<b>6.87</b>

**ii. Remeasurements recognised in other comprehensive income**

	March 31, 2024	March 31, 2023
Amount recognized in OCI at the beginning of period	-	-
Actuarial loss (gain)/loss on Defined Benefit Obligation	(13.53)	49.00
Actuarial loss gain/(loss) on Plan asset	(1.23)	(2.77)
	<b>(12.30)</b>	<b>51.77</b>

**D Defined Benefit Obligation**
**Actuarial assumptions**

Principal actuarial assumptions at the reporting date (expressed as weighted averages)

	March 31, 2024	March 31, 2023
Discount Rate #	6.95%	7.20%
Salary Escalation	3.00%	3.00%

**26 Financial instruments - Fair values and risk management**

**A Accounting classifications and fair values**

The following table shows the carrying amounts and fair values of financial assets and financial liabilities, including their levels in fair value hierarchy

**March 31, 2024**

	Amortised Cost	FVTPL	FVOCI	Total carrying amount
<b>Financial assets</b>				
Trade Receivables	186.60	-	-	186.60
Cash and Bank Balances	1,901.55	-	-	1,901.55
Bank balances other than Cash and Cash equivalents	3,435.70	-	-	3,435.70
Other Financial Assets	1,807.30	-	-	1,807.30
Investments	-	91.56	-	91.56
Loans	1,071.81	-	-	1,071.81
<b>Total Financial assets</b>	<b>8,402.96</b>	<b>91.56</b>	<b>-</b>	<b>8,494.52</b>
<b>Financial liabilities</b>				
Trade and Other Payables	2,372.99	-	-	2,372.99
Other Financial Liabilities	49.57	-	-	49.57
<b>Total Financial liabilities</b>	<b>2,422.56</b>	<b>-</b>	<b>-</b>	<b>2,422.56</b>

**March 31, 2023**

	Amortised Cost	FVTPL	FVOCI	Total carrying amount
<b>Financial assets</b>				
Trade Receivables	177.61	-	-	177.61
Cash and Bank Balances	1,213.84	-	-	1,213.84
Bank balances other than Cash and Cash equivalents	3,103.63	-	-	3,103.63
Other Financial Assets	1,770.93	-	-	1,770.93
Investments	-	254.00	-	254.00
Loans	1,355.70	-	-	1,355.70
<b>Total Financial assets</b>	<b>7,621.71</b>	<b>254.00</b>	<b>-</b>	<b>7,875.71</b>
<b>Financial liabilities</b>				
Trade and Other Payables	1,684.22	-	-	1,684.22
Other Financial Liabilities	61.82	-	-	61.82
<b>Total Financial liabilities</b>	<b>1,746.04</b>	<b>-</b>	<b>-</b>	<b>1,746.04</b>

- The fair value of investment (other than in subsidiary) is determined based on Level-1 input i.e. the price quoted in active market.

- For all of the Group's assets and liabilities which are not carried at fair value, disclosure of fair value is not required as the carrying amounts approximates the fair values.

**B Financial risk management**

The Group has exposure to the following risks arising from financial instruments:

- Credit risk (see (B)(ii));
- Liquidity risk (see (B)(iii)); and
- Market risk (see (B)(iv)).

**i. Risk management framework**

The Group's Board of Directors has overall responsibility for the establishment and oversight of the Group's risk management framework. The board of directors along with the top management are responsible for developing and monitoring the Group's risk management policies.

The Group's risk management policies are established to identify and analyse the risks faced by the Group, to set appropriate risk limits and controls and to monitor risks and adherence to limits. Risk management policies and systems are reviewed regularly to reflect changes in market conditions and the Group's activities. The Group, through its training and management standards and procedures, aims to maintain a disciplined and constructive control environment in which all employees understand their roles and obligations.

The Group's Board of Directors oversees how management monitors compliance with the Group's risk management policies and procedures, and reviews the adequacy of the risk management framework in relation to the risks faced by the Group.

**ii. Credit risk**

Credit risk refer to the risk of default on its obligation by the counter party resulting in financial loss. Credit risk always managed by the Group by proper approvals. Group's maximum exposure to credit risk is limited to the carrying amount of financial assets recognised at the end of the reporting period, as summarised below:

	Carrying amount March 31, 2024	Carrying amount March 31, 2023
Trade Receivables	186.60	177.61
Other Financial Assets	1,807.30	1,770.93
Loans	1,071.81	1,355.70
	<b>3,065.71</b>	<b>3,304.24</b>

Credit risk on cash and cash equivalents is limited as we generally invest in deposits with banks with high credit ratings assigned by the credit rating agencies. Investments primarily include investment in liquid mutual fund units and investment in equity instruments.

**IFCI Financial Services Limited****Notes to the Consolidated Financial Statements***(All amounts are in Indian Rupees in Lakhs , unless otherwise stated)***Trade Receivables**

The Group applies expected credit loss (ECL) model for measurement and recognition of loss allowance for Trade receivables. It follows a simplified approach wherein an amount equal to lifetime ECL is measured and recognised as loss allowance. Lifetime ECL are the expected credit losses resulting from all possible default events over the expected life of a financial asset. ECL are measured in a manner that they reflect unbiased and probability weighted amounts determined by a range of outcomes, taking into account the time value of money and other reasonable information available as a result of past events, current conditions and forecasts of future economic conditions.

As a practical expedient, the Company uses a provision matrix to measure lifetime ECL on its portfolio of trade receivables. The provision matrix is prepared based on historically observed default rates over the expected life of trade receivables and is adjusted for forward-looking estimates. At each reporting date, the historically observed default rates and changes in the forward-looking estimates are updated. ECL allowance recognised (or reversed) during the period is recognised as income/ expense in the statement of profit and loss. The movement of Allowance for Expected Credit Loss are provided herein under:-

**Reconciliation of Allowance for Expected Credit Loss:-**

	March 31, 2024	March 31, 2023
Opening Balance	676.70	637.33
Created during the year	(22.93)	39.39
(Reversed) during the year	-	-
<b>Closing Balance</b>	<b>653.77</b>	<b>676.72</b>

**Other Financial Assets**

This balance is primarily constituted by deposit given to Stock exchange in relation to maintain minimum base capital requirement. The Group does not expect any losses from non-performance by these counter-parties.

**Loans**

Loans represents amount lend by the Group against shares / margin funding and fully secured. The Group does not expect any losses.

**iii. Liquidity risk**

Liquidity risk is the risk that the Group will encounter difficulty in meeting the obligations associated with its financial liabilities that are settled by delivering cash or another financial asset. The Group's approach to managing liquidity is to ensure, as far as possible, that it will have sufficient liquidity to meet its liabilities when they are due, under both normal and stressed conditions, without incurring unacceptable losses or risking damage to the Group's reputation.

The Group's principal sources of liquidity are cash and cash equivalents, the cash flow that is generated from operations. The Group believes that the working capital is sufficient to meet its current requirements. Accordingly, no liquidity risk is perceived.

As of March 31, 2024, the Group had a working capital of ₹ 5,572.34 Lakhs including cash and bank balances of ₹ 1,901.55 Lakhs , Bank balances other than Cash and Cash equivalents of ₹ 3,435.70 Lakhs and current investments of ₹. 91.56 Lakhs. Further the promoter of the Group have also committed to support the Group for there current and future requirements.

The following are the remaining contractual maturities of financial liabilities at the reporting date. The amounts are gross and undiscounted, and include contractual interest payments and exclude the impact of netting agreements.

**March 31, 2024**

Carrying amount	Contractual cash flows		
	Total	upto 1 year	more than 1 year
<b>Financial liabilities</b>			
Trade Payables	2,372.99	(2,372.99)	-
Other financial liabilities	49.57	(49.57)	(40.79)
	<b>2,422.56</b>	<b>(2,422.56)</b>	<b>(40.79)</b>

**March 31, 2023**

Carrying amount	Contractual cash flows		
	Total	upto 1 year	more than 1 year
<b>Financial liabilities</b>			
Trade Payables	1,684.22	(1,684.22)	-
Other financial liabilities	61.82	(61.82)	(37.14)
	<b>1,746.04</b>	<b>(1,746.04)</b>	<b>(37.14)</b>

**iv. Market risk**

Market risk is the risk that changes in market prices, such as foreign exchange rates, interest rates and equity prices, will affect the Group's income or the value of its holdings of financial instruments. The objective of market risk management is to manage and control market risk exposures within acceptable parameters, while optimising the return.

**C Capital management**

For the purpose of the Group's capital management, capital includes issued equity capital, share premium and all other equity reserves attributable to the equity holders of the Group. The primary objective of the Group's capital management is to maximise the shareholder value. The Group's policy is to maintain a strong capital base so as to maintain investor, creditor and market confidence and to sustain future development of the business. It sets the amount of capital required on the basis of annual business and long-term operating plans which include capital and other strategic investments. The funding requirements are met through support from the Ultimate Holding Company. The Group monitors capital using a ratio of net debt to equity. For this purpose, net debt is defined as total liabilities, comprising interest-bearing loans and borrowings, trade payable, financial liabilities and other liabilities less cash and cash equivalents. Equity comprises all components of equity.

IFCI Financial Services Limited								
Notes to the Consolidated Financial Statements								
(All amounts are in Indian Rupees in Lakhs , unless otherwise stated)								
(in ₹ Lakhs)								
27 Additional information pursuant to para 2 of general instruction for preparation of Consolidated Financial Statements								
Name of the entity	Net Asset		Share in profit or loss		Share in other comprehensive income		Share in total comprehensive income	
	As % of consolidated net assets	Amount	As % of consolidated profit or loss	Amount	As % of consolidated other comprehensive income	Amount	As % of total comprehensive income	Amount
<b>Parent:</b>								
IFCI Financial Services Limited	101.25%	6,506.42	289.35%	(219.48)	103.77%	12.77	325.27%	(206.71)
<b>Indian Subsidiaries:</b>								
IFIN Commodities Limited	(2.45)%	(157.21)	80.35%	(60.95)	(6.24)%	(0.77)	97.12%	(61.72)
IFIN Credit Limited	(0.80)%	(51.48)	(11.05)%	8.38	-	-	(13.19)%	8.38
IFIN Securities Finance Limited	(1.02)%	(65.72)	(258.65)%	196.19	2.47%	0.30	(309.20)%	196.50
<b>Less:</b>								
Adjustments arising out of consolidation	3.02%	194.39	-	-	-	-	-	-
<b>Total</b>	<b>100%</b>	<b>6,426.40</b>	<b>100%</b>	<b>(75.85)</b>	<b>100%</b>	<b>12.30</b>	<b>100%</b>	<b>(63.55)</b>



**IFCI Financial Services Limited****Notes to the Consolidated Financial Statements**

(All amounts are in Indian Rupees in Lakhs , unless otherwise stated)

**28 Segment Information**

The Chief Operating Decision Maker (CODM) reviews the operation of the group in two segments :

- Broking and related service : Broking, Depository, Commission, valuation and other related services income
- Finance and investing activities : Interest, Processing fees on loans and other income from investing and financing activities

The Group's operating segment are reflected based on principle business activities, the nature of service, the differing risk and returns, the organisational structure and the internal financial reporting system.

Segment revenue, profit, asset and liabilities have been accounted for on the basis of their relationship to the operating activities of the segment and amounts allocated on reasonable basis.

(in ₹ Lakhs)

Particulars	For the year ended March 31, 2024				For the year ended March 31, 2023			
	Broking and related service	Finance and investing activities	Unallocated	Total	Broking and related service	Finance and investing activities	Unallocated	Total
<b>Segment Revenue</b>								
External Revenue (excluding Interest income)	1,329.49	30.82	-	1,360.31	1,431.82	65.69	-	1,497.52
Interest income	174.66	241.51	-	416.17	178.53	161.17	-	339.70
Inter-segment revenue	-	-	-	-	-	-	-	-
<b>Total revenue</b> (Including Inter-segment revenue)	<b>1,504.15</b>	<b>272.33</b>	<b>-</b>	<b>1,776.48</b>	<b>1,610.35</b>	<b>226.86</b>	<b>-</b>	<b>1,837.22</b>
Profit before exceptional item, interest and tax	(271.08)	207.45	-	(63.64)	(288.62)	114.04	-	(174.58)
Less : Interest expense	0.13	0.03	-	0.17	1.99	0.12	-	2.11
Profit before tax	<b>(271.22)</b>	<b>207.42</b>	<b>-</b>	<b>(63.80)</b>	<b>(290.61)</b>	<b>113.92</b>	<b>-</b>	<b>(176.69)</b>
Less : Income Tax	0.83	11.22	-	12.05	0.09	(6.12)	-	(6.03)
Profit after Tax	<b>(272.05)</b>	<b>196.19</b>	<b>-</b>	<b>(75.85)</b>	<b>(290.70)</b>	<b>120.04</b>	<b>-</b>	<b>(170.66)</b>

**Other Information**

Segment Depreciation and Amortisation	18.47	2.05	-	20.52	16.53	1.77	-	18.29
Segment non-cash expense other than Depreciation	-	-	-	-	-	-	-	-

**Other Information**

	For the year ended March 31, 2024				For the year ended March 31, 2023			
	Broking and related service	Finance and investing activities	Unallocated	Total	Broking and related service	Finance and investing activities	Unallocated	Total
Segment Asset	988.36	8,100.14	-	9,088.50	5,752.92	2,949.05	-	8,701.97
Segment Liabilities	2,645.73	16.36	-	2,662.09	2,198.29	13.73	-	2,212.01
Capital Expenditure (including capital work-in-progress)	(0.18)	3.70	-	3.51	18.27	3.70	-	21.97

Intersegment pricing are at arm's length basis. Profit or loss on inter segment transfer are eliminated at the group level.

**Segment information for secondary segment reporting (by geographical segments)**

The Group operates in one geographical segment namely "within India", hence no geographical disclosure are required

**Information about major customer**

No customer individually accounted for more than 10% of the revenue in the year ended March 31, 2024 and March 31, 2023.

**IFCI Financial Services Limited**  
**Notes to the Consolidated Financial Statements**  
*(All amounts are in Indian Rupees in Lakhs , unless otherwise stated)*

**29 Income Taxes (IND AS 12) :**

Deferred Tax Asset / (Liability) as on 31st March, 2024 has been arrived at as follows:

(in ₹ Lakhs)

	March 31, 2024	March 31, 2023
Timing Difference on account of Disallowances	(2.18)	41.51
Timing Difference on account of Carry Forward Losses	106.35	90.90
<b>A</b>	<b>104.18</b>	<b>132.41</b>
Less: Deferred Tax Liability arising on account of :		
Timing Difference on account of Depreciation	(8.73)	(8.94)
Timing Difference on account of Disallowances	-	-
<b>B</b>	<b>(8.73)</b>	<b>(8.94)</b>
<b>Net Deferred Tax Asset/(Liability)</b>	<b>(A+B) 95.45</b>	<b>123.47</b>

In respect of IFIN Securities Finance Limited ₹ 1.29 Lakhs, IFIN Credit Limited ₹ 2.51 Lakhs and IFCI Financial Services Limited ₹ 91.65 Lakhs no Deferred Tax Asset is recognised in the books of accounts

**30 Contingent liabilities**

	March 31, 2024	March 31, 2023
<b>Contingent liabilities</b>		
a. Claims against the Group not acknowledged as debts	704.68	704.68
b. TDS demand outstanding with TRACES (Note (ii))	-	1.02
c. Disputed Income tax demand (Note (iii))*	7.15	156.35
	<b>711.83</b>	<b>862.05</b>

(iii) The Holding Company has the following Disputed Income tax demand as at March 31, 2024

S.No	Assessment year	Forum where appeal is pending	Amount of demand
1	2015-16	Commissioner of Income Tax (Appeals)	3.46
2	2016-17	Commissioner of Income Tax (Appeals)	3.60
3	2018-19	Commissioner of Income Tax (Appeals)	0.09
			<b>7.15</b>

\* The Holding Company is in the process of reconciling the amount of Income-tax demand outstanding with the provisions of tax held in books.

**31 Related parties**

**A Details of related parties and the relationships**

Description of relationship	Name of the party
- Ultimate Holding Company	IFCI Limited
- Fellow Subsidiary Company	a) IFCI Venture Capital Funds Limited b) IFCI Factors Limited c) IFCI Infrastructure Development limit d) Stock Holding Corporation of India Limited e) MPCON Limited
- Key management personnel	<b>IFCI Financial Services Limited</b> Mrs. Karpagam (w.e.f October 03, 2022) Managing Director Mr. Ramesh N.G.S (w.e.f May 23, 2019 and resigned on April 13,2023) Non-Executive Director Mr. Jayesh Anichand Shah (w.e.f November 07, 2020 & retired by rotation on Sep 27,2023) Non-Executive Director Mr. Rajesh Kumar (w.e.f November 07, 2020) Non-Executive Director Mr. Ramesh Gururaj Dharmaji (w.e.f September 27, 2023) Non-Executive Director Mr. Alan Savio Pacheco (w.e.f March 12, 2021) Nominee Director Mr. Atul Saxena (w.e.f May 19, 2022) Nominee Director Mr. A.V Pushparaj Chief Financial Officer (CFO) Mr. Ramkumar Srinivasan (w.e.f November 03, 2023) Chief Operating Officer(COO) Mrs. J.M Sathyavathi (w.e.f 23.07.2023) Company Secretary (CS) Ms. Pragyan Shree (w.e.f November 02, 2021 and resigned on May 19,2023) Company Secretary (CS)  <b>IFIN Securities Finance Limited</b> Mrs. Karpagam (w.e.f October 03, 2022) Managing Director Mr. A.V Pushparaj Chief Financial Officer (CFO) Mrs. J.M Sathyavathi (w.e.f Jan 12, 2024) Company Secretary Ms. Sanjana Chhabra - Till June 12, 2023 Company Secretary  <b>IFIN Commodities Limited</b> Karpagam Sundaramoorthy ( w.e.f October 04 , 2022) Director Mr. Alan Savio Pacheco (w.e.f March 12, 2021) Nominee Director Mr. Sanjay Pundalik Pote (w.e.f May 10, 2023) Additional Director Mr. Manoj Purushottam Rege (w.e.f Jan 21, 2009) Director Mrs. J.M Sathyavathi (w.e.f August 8, 2023 & Resigned on Jan, 12, 2024) Company Secretary (CS) Ms. Pragyan Shree (Till May,19 2023) Company Secretary (CS)

IFCI Financial Services Limited

Notes to the Consolidated Financial Statements

(All amounts are in Indian Rupees in Lakhs , unless otherwise stated)

B Transactions with key management personnel

i. Key Management Personnel Compensation

	Period ended March 31, 2024	Period ended March 31, 2023
Short-term benefits		
- Mr. A.V Pushparaj	10.46	11.12
- Mr. Ramkumar Srinivasan	26.68	26.98
- Mrs.JM Sathyavathi	6.94	-
- Mrs. Pragyan Shree	-	7.87
	44.07	45.96
Sitting fees paid to Directors		
- Mr. Jayesh Amichand Shah	1.43	1.92
- Mr. Rajesh Kumar	2.31	2.22
- Mr. Ramesh Dharmaji	0.74	-
	4.47	4.14

C Related party transactions other than those with Key Management Personnel

Name of Related party	Nature of Relationship	Nature of Transactions	March 31, 2024	March 31, 2023
			(40.50)	(19.45)
Stock Holding Corporation of India Limited	Fellow Subsidiary Company	Managing Director's compensation, travel and other reimbursements paid / payable including taxes	-	0.04
		Brokerage on mutual fund	-	0.09
		Annual maintenance charges	-	(4.77)
		Transaction charges	(0.08)	(3.29)
		Commission for customer referrals (including taxes)	-	-
IFCI Limited	Ultimate Holding Company	Brokerage	2.10	2.20
		DP Income received	0.00	0.74
		Reimbursement of MD salary paid by IFCI Ltd	-	(22.86)
		Rent	(102.12)	(102.89)
		Reimbursement of rent	-	2.40
		Reimbursement of Telephone & Others	(0.18)	(0.17)
		Salary deputation received	9.11	9.34
IFCI Infrastructure Development limit	Fellow Subsidiary Company	Brokerage	-	-
		DP Income received	0.02	0.02
IFCI Factors Ltd.	Fellow Subsidiary Company	DP Income received	0.02	0.13
IFCI Ventures Capital Fund Ltd.	Fellow Subsidiary Company	Brokerage	0.26	0.33
		DP Income received	0.04	0.04

D Related Party Balances

Name of Related party	Nature of Relationship	Nature of balance	March 31, 2024	March 31, 2023
IFCI Limited	Ultimate Holding Company	Receivable/(Payable)	8.42	6.26
Stock Holding Corporation of India Limited	Fellow Subsidiary Company	Receivable/(Payable)	38.22	570.11
IFCI Venture Capital Funds Limited	Fellow Subsidiary Company	Receivable/(Payable)	(0.61)	(0.40)
IFCI Factors Limited	Fellow Subsidiary Company	Receivable/(Payable)	0.17	0.15
IFIN Commodities Limited	Subsidiary	Receivable/(Payable)	(1.08)	-
IFCI Infrastructure Development Limited	Associate Company	Receivable/(Payable)	0.02	(0.51)

32 The Group when applying Ind AS 116 to leases previously classified as operating leases, has used practical expedients for not recognising right-of-use assets and liabilities for leases of low value assets. As the leases of the Group are short term leases, the Group has charged the lease expense as a period cost in the Statement of Profit & Loss Account.

33 Statutory Reserve

As per Section 45-IC of the Reserve Bank of India Act, 1934, the Company is required to create a reserve fund at a rate of 20% of the net profit after tax of the Company every year. Considering the Profit after tax for the year ended 31 March 2024, Rs.,7,80,607/- is transferred to the statutory reserve as required under Section 45-IC of Reserve Bank of India (RBI) Act, 1934.

34 During the current year and the previous year, the Group has not earned any income nor spent any amount in foreign exchanges.

35 According to information available with the Management, on the basis of intimation received from suppliers regarding their status under the Micro, Medium and Small Enterprises Development Act, 2006 (MSMED Act), the group has no amounts due to Micro, Medium and Small Enterprises under the said act as at March 31, 2024.

Sl.No	Particulars	March 31, 2024	March 31, 2023
(a)	The principal amount remaining unpaid at the end of the period	-	-
(b)	The delayed payments of principal amount paid beyond the appointed date during the year	-	-
(c)	Interest actually paid under Section 16 of MSMED Act	-	-
(d)	Normal Interest due and payable during the year, for delayed payments, as per the agreed terms	-	-
(e)	Total interest accrued during the year and remaining unpaid	-	-

This information has been determined to the extent such parties have been identified on the basis of information available with the Group.

36 Previous year figures have been regrouped wherever necessary to confirm to the current year classification.

37 The Schedule III- Divison II mandates to round off the figures to the nearest hundreds, thousands, lakhs or millions, or decimals thereof depending on the Total Income of the Group. However, the Group has opted to round off the figures to nearest rupess in the view better presentation and understanding of the users of the Financial Statements.

38 Third Party balances are subject to confirmations and reconciliations if any.

39 With respect to Subsidiary Company IFIN Securities Finance Limited, the outbreak of COVID-19 pandemic across the globe and in India has contributed to a significant decline and volatility in the global and Indian financial markets and slowdown in the economic activities. The Covid-19 post lockdown has not resulted in material decline in prices of listed / quoted equity shares & mutual funds and the loans against shares, mutual funds and margin funding portfolio have not witnessed a material decline in the underlying security value. As a result of the above, the company has created its Expected Credit loss (ECL) provisioning based on past history of the borrowers as applicable, and risk of credit default that may result due to likely stress in the financial position of our borrowers. Moreover, due to the uncertainties associated with the pandemic, the actual impact may not be in line with current estimates. The Company will continue to closely monitor any material changes to future economic conditions due to the impact of pandemic. Further, the impact assessment does not indicate any adverse impact on the ability of the company to continue as a going concern.

#### 40 License Surrender

The company has surrendered its license with NCDEX and MCX on the basis of the resolution passed in the Board meeting held on 05.09.2023 and 30.01.2024 respectively. This is also approved by the share holders in the EGM held on 12.02.2024. As a result of license surrender, the company has ceased its trading operations, which is its major source of revenue, with effect from 18.01.2024 and consequently the revenue from Brokerage from that date is 'Nil'.

#### 41 Other Notes

- a) The Group does not have any Benami property, where any proceeding has been initiated or pending against the Group for holding any Benami property.
- b) The Group has not been sanctioned working capital limits in excess of five crore rupees, in aggregate, from banks or financial institutions on the basis of security of current assets.
- c) The Group has not been declared wilful defaulter by any bank or financial institution or government or any government authority.
- d) Considering the information available with the Group, the Group does not have any transactions with companies struck off.
- e) There are no Scheme of Arrangements approved by the Competent Authority in terms of sections 230 to 237 of the Companies Act, 2013 during the year.
- f) The Group has not advanced or loaned or invested funds (either borrowed funds or share premium or any other sources or kind of funds) to any other person(s) or entity(ies), including foreign entities (Intermediaries) with the understanding (whether recorded in writing or otherwise) that the Intermediary shall (i) directly or indirectly lend or invest in other persons or entities identified in any manner whatsoever by or on behalf of the Group (Ultimate Beneficiaries) or (ii) provide any guarantee, security or the like to or on behalf of the Ultimate Beneficiaries.
- g) The Group has also not received any fund from any person(s) or entity(ies), including foreign entities (Funding Party) with the understanding (whether recorded in writing or otherwise) that the Group shall (i) directly or indirectly lend or invest in other persons or entities identified in any manner whatsoever by or on behalf of the Funding Party (Ultimate Beneficiaries) or (ii) provide any guarantee, security or the like on behalf of the Ultimate Beneficiaries.
- h) The Group do not have any transaction which are not recorded in the books of accounts that has been surrendered or disclosed as income in the tax assessments under the Income Tax Act, 1961 during any of the years.
- i) The Group has not traded or invested in Crypto currency or Virtual Currency during the financial year.

#### j) Financial Ratios :

S.No	Particulars	Components	As at 31st March 2024		As at 31st March 2023	
			Fig. in ₹	Ratio	Fig. in ₹	Ratio
1	<b>Current Ratio :</b> Current Asset Current Liabilities	Financial Assets + Other Current Assets Financial Liabilities + Other Current Liabilities + Provisions	8,099.88 2,527.54		7,015.03 2,090.54	3.36
2	<b>Return on Equity Ratio :</b> Net Profit after Taxes Average Shareholder's Equity	Profit (Loss) for the year after taxes Equity share capital + Other Equity	- (75.85) 6,458.18		- (170.66) 6,489.95	
3	<b>Trade Receivables Turnover Ratio :</b> Net Credit Sales Average Accounts receivable	Revenue from Operations Average Trade receivables	- 1,476.33 182.11		- 1,565.89 273.35	
4	<b>Trade Payables Turnover Ratio :</b> Annual Net Credit Purchases (Operating Cost) Average Accounts payable	Operational expense Average Trade Payables	- 551.71 3,205.97		- 572.69 2,019.48	
5	<b>Net Capital Turnover Ratio :</b> Sales Working Capital	Revenue from Operations Current Assets - Current Liabilities	- 1,476.33 5,572.34		- 1,565.89 4,924.49	
6	<b>Net Profit Ratio :</b> Net Profit Sales	Profit (Loss) for the year after taxes Revenue from Operations	- (75.85) 1,476.33		- (170.66) 1,565.89	
7	<b>Return on Capital Employed :</b> Earnings Before Interest and Taxes Capital Employed	Profit before Interest and Tax Expense Equity share capital + Other Equity + Current and Non Current Borrowings	- (63.80) 6,426.40		- (176.69) 6,489.95	
8	<b>Return on Investment :</b> Net Profit after Taxes Assets	Profit (Loss) for the year after taxes Total Assets - Current Liabilities	- (75.85) 6,560.96		- (170.66) 6,611.43	

#### Note:

1. The variance in the aforesaid financial ratios as compared to the previous year is due to loss incurred and decrease in revenue of the group.
2. The Debt-Equity Ratio, Debt Service Coverage Ratio and Inventory turnover ratio are not applicable to the Group.

The Significant accounting policies and Notes to Accounts are an integral part of these financial statements

As per our attached Report of even date

For V. KRISHNAN & CO  
Chartered Accountants  
Firm Regd No. 001541S

for and on behalf of the Board of Directors of  
IFCI Financial Services Limited  
CIN: U74899DL1995GOI064034

-Sd-

-Sd-

J. Sivakumar  
Partner  
M.No : 217774

S Karpagam  
Managing Director  
DIN: 09755388

Atul Saxena  
Nominee Director  
DIN: 02698585

-Sd-

-Sd-

JM Sathyavathi  
Company Secretary  
M.No : A43618

A V Pushparaj  
Chief Financial Officer

Place : Chennai  
Date: April 26, 2024

Place: Chennai  
Date: April 26, 2024